

Effective NOVEMBER 4, 2012

Enjoy the journey.SM

Call 1-800-USA-RAIL

Visit AMTRAK.COM

TEXAS EAGLE[®]

and

HEARTLAND FLYER[®]



TEXAS EAGLE[®]

serving

CHICAGO - ST. LOUIS - LITTLE ROCK
DALLAS - FORT WORTH - SAN ANTONIO
LOS ANGELES

And intermediate stations

HEARTLAND FLYER[®]

serving

OKLAHOMA CITY - FORT WORTH

and intermediate stations



TEXAS EAGLE

21/421	◀ Train Number ▶				22/422
As indicated in column	◀ Normal Days of Operation ▶				As indicated in column
☑ ☒ ☓ ☕ ☒	◀ On Board Service ▶				☑ ☒ ☓ ☕ ☒
Read Down	Mile	▼	Symbol	▲	Read Up
☑1 45P Daily	0	Dp	Chicago, IL—Union Station (CT) ☑☒ Madison—see back	●☒☑ Ar	☑1 52P Daily
R2 40P Daily	37	↓	Joliet, IL	●☒	D12 56P Daily
3 27P Daily	92	↓	Pontiac, IL	○☒	11 39A Daily
☑4 04P Daily	124	↓	Bloomington-Normal, IL ☑☒ Davenport, Indianapolis —see back	●☒☑	☑11 08A Daily
4 37P Daily	156	↓	Lincoln, IL	○☒	10 25A Daily
☑7☑5 14P Daily	185	↓	Springfield, IL	●☒☑	☑7☑9 55A Daily
☑5 49P Daily	224	↓	Carlinville, IL	○	☑9 15A Daily
6 22P Daily	257	↓	Alton, IL	●☒	8 43A Daily
☑7 21P Daily	284	Ar Dp	St. Louis, MO	●☒☑ Dp Ar	☑7 55A Daily
☑8 00P					☑7 19A
11 42P Daily	453	↓	Poplar Bluff, MO	○☒	2 44A Daily
12 37A Daily	513	↓	Walnut Ridge, AR (Jonesboro)	○☒	1 41A Daily
☑3 10A Daily	634	↓	Little Rock, AR	●☒	☑11 39P Daily
☑3 55A Daily	677	↓	Malvern, AR (Hot Springs Natl. Park)	○☒	☑10 26P Daily
☑4 20A Daily	694	↓	Arkadelphia, AR	○☒	☑10 02P Daily
☑1	741	↓	Hope, AR	○☒	☑1
☑5 58A Daily	774	↓	Texarkana, AR/TX	●☒	☑8 43P Daily
7 50A Daily	840	↓	Marshall, TX	●☒	7 31P Daily
☑8 28A Daily	864	↓	Longview, TX (Tyler) ☑☒ Shreveport, Houston—see back	●☒	☑6 15P Daily
9 25A Daily	912	Dp	Mineola, TX (Canton)	○☒☑	5 15P Daily
☑11 30A Daily	991	Ar Dp	Dallas, TX	●☒☑ Dp Ar	☑3 40P Daily
☑11 50A					☑3 20P
☑1 25P Daily	1022	Ar Dp	Fort Worth, TX	●☒☑ Dp Ar	☑2 20P Daily
☑2 10P					☑1 58P
2 52P Daily	1050	↓	Cleburne, TX	○☒	1 00P Daily
4 00P Daily	1125	↓	McGregor, TX (Waco, Crawford)	○☒	11 51A Daily
4 43P Daily	1150	↓	Temple, TX ☑☒ Ft. Hood, Killeen —see back	●☒	11 25A Daily
5 36P Daily	1188	↓	Taylor, TX	○☒	10 22A Daily
☑6 30P Daily	1223	↓	Austin, TX	●☒☑	☑9 31A Daily
7 12P Daily	1253	↓	San Marcos, TX	○☒	8 32A Daily
☑9 55P Daily	1305	Ar Dp	San Antonio, TX	●☒☑ Dp Ar	☑7 00A Daily
☑2 45A TuThSu					☑4 50A TuFrSu
5 49A TuThSu	1475	↓	Del Rio, TX	○☒	1 02A TuFrSu
☑8 24A TuThSu	1600	↓	Sanderson, TX	○	☑10 36P MoThSa
10 38A TuThSu	1692	↓	Alpine, TX (Big Bend Nat'l Park) (CT)	○☒	8 45P MoThSa
☑1 22P TuThSu	1910	Ar Dp	El Paso, TX (MT) (Ciudad Juarez, Mex.)	●☒☑ Dp Ar	☑3 35P MoThSa
☑1 47P TuThSu					☑3 10P MoThSa
☑3 18P TuThSu	1998	↓	Deming, NM	○☒	☑1 10P MoThSa
☑4 13P TuThSu	2058	↓	Lordsburg, NM (MT)	○☒	☑12 15P MoThSa
☑6 18P TuThSu	2176	↓	Benson, AZ (MST)	○☒	☑10 15A MoThSa
☑7 45P TuThSu	2226	Ar Dp	Tucson, AZ	●☒☑ Dp Ar	☑9 15A MoThSa
☑8 35P TuThSu					☑8 28A MoThSa
☑9 52P TuThSu	2312	Ar Dp	Maricopa, AZ (Phoenix)	●☒	☑6 40A MoThSa
☑10 02P TuThSu					☑6 30A MoThSa
☑12 49A WeFrMo	2477	↓	Yuma, AZ (MST)	○☒	☑3 47A MoThSa
2 02A WeFrMo	2622	↓	Palm Springs, CA (PT)	○☒	12 36A MoThSa
D3 54A WeFrMo	2690	↓	Ontario, CA	○☒	10 54P SuWeFr
D4 04A WeFrMo	2696	↓	Pomona, CA	○☒	10 41P SuWeFr
☑5 35A WeFrMo	2728	Ar	Los Angeles, CA ☑ (PT)	●☒☑ Dp	☑10 00P SuWeFr

The *Texas Eagle* serves all stations between Chicago and San Antonio daily. Through service west of San Antonio operates tri-weekly, departing Chicago, Poplar Bluff and intermediate stations on Sundays, Tuesdays and Fridays. Eastbound trains departing Los Angeles on Sunday, Wednesday and Friday arrive Dallas on Tuesday, Friday and Sunday, and stations between Walnut Ridge-Chicago on Wednesday, Saturday and Monday.

Trails and Rails Program: In cooperation with the National Park Service, volunteer rangers provide on board narratives between May and September on selected routes. Visit nps.gov/trailsandrails and amtraktoparks.com.

Shading Key
Reserved long-distance train

Texas Eagle New Service to Hope, Arkansas
☑1 Service begins on a date to be announced.

- Service on the Texas Eagle®**
- ☑ **Coaches:** Reservations required.
 - ☑ **Sleeping cars:** Superliner sleeping accommodations.
 - Amtrak Metropolitan Lounge available in Chicago, and a private waiting area available in St. Louis for Sleeping car passengers.
 - Sleeping car passengers arriving at Los Angeles are welcome to occupy their accommodations until 6:30 a.m.
 - ☑ **Dining-Cross Country Café:** Casual service offering complete meals.
 - ☑ **Sightseer Lounge:** Sandwiches, snacks and beverages.
 - ☑ Checked baggage at select stations.
 - ☑1 Service begins on date to be announced.
 - ☑9 This location does not observe Daylight Saving Time. Schedule times for it will be ONE HOUR EARLIER beginning with the Spring time change on March 10, 2013.
 - ☑7 Executive Transportation operates Thruway van service from Springfield, IL for connections from Train 22 to Trains 3 and 5 at Galesburg, IL and from Galesburg, IL from Train 4 to Train 21 at Springfield, IL. Passengers with disabilities must provide advance notification of needs. For additional schedule information call (217) 523-5466.

Smoking is prohibited.

Scenic Highlights

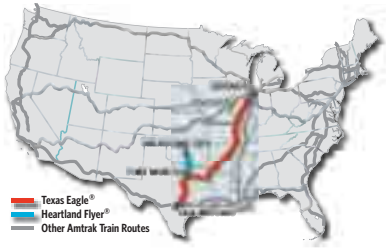
- Cross the mighty Mississippi River within sight of the Gateway Arch
- Travel through Ozark Mountains
- View the Piney Woods of East Texas

GET INTO A LONE STAR STATE
of mind on the Amtrak TEXAS EAGLE!

THE STATE THAT MADE "BIGNESS" A VIRTUE WILL DELIGHT AND AMAZE. Board the Texas Eagle in either Chicago or Los Angeles and travel to big cities, through rolling prairie landscapes and the picturesque Hill Country. See oil fields outside of Dallas, western culture in Ft. Worth, the state capitol in Austin and the Spanish missions of San Antonio. Along the way, you'll appreciate the European influences in the south and the immense scale of the plains that conjure images of 19th century cowboys and stagecoaches. Visit Amtrak.com and make your reservations now!

TEXAS EAGLE and HEARTLAND FLYER ROUTE MAP and SYMBOLS

- Chicago, IL
- Joliet, IL
- Pontiac, IL
- Bloomington-Normal, IL
- Lincoln, IL
- Springfield, IL
- Carlinville, IL
- Alton, IL
- St. Louis, MO
- Poplar Bluff, MO
- Walnut Ridge, AR
- Little Rock, AR
- Malvern, AR
- Arkadelphia, AR
- Hope, AR
- Texarkana, AR/TX
- Marshall, TX
- Longview, TX
- Mineola, TX
- Dallas, TX
- Oklahoma City, OK
- Norman, OK
- Purcell, OK
- Pauls Valley, OK
- Ardmore, OK
- Gainesville, TX
- Fort Worth, TX
- Cleburne, TX
- McGregor, TX
- Temple, TX
- Taylor, TX
- Austin, TX
- San Marcos, TX
- San Antonio, TX



- A** Time Symbol for A.M.
- P** Time Symbol for P.M.
- D** Stops only to discharge passengers; train may leave before time shown.
- R** Stops only to receive passengers.
- CT** Central time
- ET** Eastern time
- MT** Mountain time
- MST** Mountain Standard time
- PT** Pacific time
- Bus stop
- Flag stop
- Airport connection
- Quik-Trak self-serve ticketing kiosk
- Unstaffed station
- Staffed ticket office; may or may not be open for all train departures
- Station wheelchair accessible; no barriers between station and train
- Station wheelchair accessible; not all station facilities accessible

Modified Amtrak Service for the Texas Eagle

The Texas Eagle service schedule may change due to ongoing track work between Joliet and Alton, IL.

★ ★ THEY PLAYED THEIR FAVORITE TRACKS ★ ★
WHILE RIDING THE RAILS.



HEARTLAND FLYER ★ YOUR STYLE OF TRAVEL












Hearthland Flyer is the most effortless way to travel. Offering first-class comfort, spacious surroundings, and friendly service, Heartland Flyer makes five convenient stops between Oklahoma City and Fort Worth, with connections to routes throughout the United States. Whether you're traveling for business, fun, or just for the scenery, your journey is our pleasure. Whatever your style.





Information: WWW.HEARTLANDFLYER.COM
 Reservations: 1-800-USA-RAIL or AMTRAK.COM



HEARTLAND FLYER

821	◀ Train Number ▶					822
Daily	◀ Normal Days of Operation ▶					Daily
	◀ On Board Service ▶					
Read Down	Mile			Symbol		Read Up
8 25A	0	Dp	Oklahoma City, OK	(CT) 	Ar	9 39P
8 49A	20		Norman, OK			9 04P
9 06A	35		Purcell, OK			8 47P
9 31A	57		Pauls Valley, OK			8 21P
10 23A	102		Ardmore, OK			7 28P
11 05A	141		Gainesville, TX			6 47P
12 39P	206	Ar	Fort Worth, TX	(CT) 	Dp	5 25P

Service on the Heartland Flyer®

-  **Coaches: Reservations required.**
-  **Café:** Sandwiches, snacks and beverages.

Smoking is prohibited.

Trails and Rails Program: In cooperation with the National Park Service, volunteer rangers provide on board narratives between May and September on selected routes. Visit nps.gov/trailsandrails and amtraktoparks.com.

Scenic Highlights

- Oklahoma City - National Cowboy & Western Heritage Museum
- Bricktown Entertainment District
- National Memorial & Museum
- Arbuckle Mountains
- Fort Worth Stockyards

The Heartland Flyer is financed primarily through funds made available by the Oklahoma and Texas Departments of Transportation.

Shading Key

Reserved Corridor service

Thruway and connecting services

Connecting Services

Dallas–Fort Worth Metroplex

Dallas Area Rapid Transit (DART) operates bus and light rail service in Dallas, with a light rail hub at Dallas Union Station. (214) 979-1111, www.dart.org.

Fort Worth Transportation Authority (the T) operates bus service from its hub at Fort Worth's Intermodal Transportation Center (Amtrak station). (817) 215-8600, the-t.com.

Trinity Railway Express is a cooperative effort of DART and the T, providing commuter rail service between Fort Worth and Dallas Amtrak stations. Intermediate stations include Richland Hills, Irving and a free shuttle bus from CentrePort station to Dallas – Ft. Worth International Airport.

Extend your trip on the Heartland Flyer to Dallas! Call DART or T for more information or visit trinityrailwayexpress.org.

San Antonio–McAllen Harlingen–Brownsville

Connecting intercity bus service by Valley Transit is available from Greyhound Bus Station between San Antonio and McAllen, Harlingen and Brownsville.

St. Louis Metrolink

Metrolink operates light rail local service with branches serving St Louis, East Saint Louis and Belleville, Illinois, and Lambert-St. Louis International Airport. Board at Civic Center Station, adjacent to Amtrak. For information call (314) 982-1400 or visit www.metrostlouis.org.

Thruway Connections

Chicago • Rockford • Madison

(Van Galder—en route transfers may be necessary)

8965	Mile	▼	Thruway Number	Symbol	▲	8962
5 00P	0	Dp	Chicago, IL—Union Station (CT)	●	Ar	11 00A
6 50P	75	Ar	Rockford, IL	○	Dp	8 50A
7 10P	92		South Beloit, IL	○		8 25A
7 30P	105		Janesville, WI	○		8 00A
			Madison, WI (CT)			
8 20P	134		—Dutchmill Park & Ride	○		7 15A
8 35P	140	Ar	—Memorial Union-Univ. of Wisconsin	○	Dp	7 00A

NOTE—Additional Thruway connecting schedules between Chicago and Madison are available. Check with Amtrak.

Davenport • Galesburg • Peoria • Bloomington • Champaign • Indianapolis

(Burlington Trailways)

8890	8892	Thruway Number					8893	8895
Daily	Daily	Mile	▼	Days of Operation	Symbol	▲	Daily	Daily
	4 00P	0	Dp	Davenport, IA (CT)	○	Ar		6 45P
	4 10P	2		Rock Island, IL —Augustana College		Ar		6 40P
	4 20P	9		Moline, IL	○	Ar		6 35P
1 25P	5 10P	45		Galesburg, IL—Amtrak Sta.	●	Ar	11 45A	5 35P
2 15P	6 10P	94		Peoria, IL	○		10 55A	4 45P
3 20P	7 10P	133		Bloomington-Normal, IL	●			3 40P
4 40P	8 20P	187		Champaign-Urbana, IL	●		8 55A	2 35P
5 25P	9 00P	221		Danville, IL (CT)	○		7 50A	1 25P
7 50P	11 30P	314	Ar	Indianapolis, IN (ET)	●	Dp	7 30A	12 50P

NOTE—The Thruway Services above connect with Amtrak trains at Galesburg with Trains 3, 4, 5 and 6; at Bloomington-Normal with Trains 300-307, 21 and 22; at Champaign-Urbana with Trains 58, 59, 390-393; at Indianapolis with Trains 50 and 51.

Galesburg • Springfield

(Executive Limo)

5521	Mile	▼	Thruway Number	Symbol	▲	5522
2 45P	0	Dp	Galesburg, IL—Amtrak Station (CT)	●	Ar	2 25P
5 00P	119	Ar	Springfield, IL—Amtrak Station (CT)	●	Dp	12 10P

Shreveport • Longview

(CJ Limo)

6421	Mile	▼	Thruway Number	Symbol	▲	6422
6 45A	0	Dp	Shreveport, LA (CT)	○	Ar	7 45P
8 00A	62	Ar	Longview, TX—Amtrak Station	●	Dp	6 25P
6121	Mile	▼	Thruway Number	Symbol	▲	6122
8 40A	0	Dp	Longview, TX—Amtrak Station	●	Ar	5 45P
10 00A	62	Ar	Shreveport, LA (CT)	○	Dp	4 30P

Longview • Houston • Galveston

(Lone Star Coach)

6021	Mile	▼	Thruway Number	Symbol	▲	6022
8 40A	0	Dp	Longview, TX—Amtrak Station (CT)	●	Ar	5 40P
10 05A	70	Ar	Nacogdoches, TX	○	Dp	4 25P
D1 15P	214	Ar	Houston, TX—Amtrak Station	●	Dp	R1 05P
2 45P	266	Ar	Galveston, TX—123 Rosenberg (CT)	○	Dp	11 30A

NOTE—Reservations must be made at least 24 hours in advance departing Galveston.

Fort Hood • Killeen • Temple

(Southwestern Coaches)

8821	Mile	▼	Thruway Number	Symbol	▲	8722
3 15P	0	Dp	Fort Hood, TX—Bldg. 108 (CT)	○	Ar	12 45P
3 45P	4	Dp	Killeen, TX	○	Ar	12 30P
4 15P	33	Ar	Temple, TX—Amtrak Station	●	Dp	11 45A
8721	Mile	▼	Thruway Number	Symbol	▲	8822
5 15P	0	Dp	Temple, TX—Amtrak Station	●	Ar	10 45A
6 00P	29	Ar	Killeen, TX	○	Dp	10 00A
6 15P	33	Ar	Fort Hood, TX—Bldg. 108 (CT)	○	Dp	9 45A

See other side for Route Map and Symbols.