

**TEXAS EAGLE**  
and **HEARTLAND FLYER**

**TEXAS EAGLE®**

**CHICAGO - ST. LOUIS - LITTLE ROCK**  
**DALLAS - FORT WORTH - SAN ANTONIO**  
**LOS ANGELES**  
and intermediate stations

**HEARTLAND FLYER®**

**OKLAHOMA CITY - FORT WORTH**  
and intermediate stations

Effective August 22, 2016



*See where the train can take you<sup>SM</sup>*

**1-800-USA-RAIL**

**[www.amtrak.com](http://www.amtrak.com)**

Amtrak is a registered service mark of the National Railroad Passenger Corporation.  
National Railroad Passenger Corporation, Washington Union Station, 60 Massachusetts Ave. N.E.,  
Washington, DC 20002.

NRPC Form P21—Internet only—8/1/16. Schedules subject to change without notice.

# TEXAS EAGLE

## Chicago • St. Louis • Little Rock • Dallas • Fort Worth • San Antonio • Los Angeles

21/421	◀ Train Number ▶				22/422
As indicated in column	◀ Normal Days of Operation ▶				As indicated in column
	◀ On Board Service ▶				
Read Down	Mile	▼	Symbol	▲	Read Up
☐1 45P Daily	0	Dp	Chicago, IL—Union Station ☐ Madison—see back	●☐QT Ar	☐1 52P Daily
☐R2 40P Daily	37	↓	Joliet, IL	●☐	☐D12 56P Daily
☐3 27P Daily	92	↓	Pontiac, IL	○☐	☐11 39A Daily
☐4 04P Daily	124	↓	Bloomington-Normal, IL ☐ Davenport, Indianapolis —see back	●☐QT	☐11 08A Daily
☐4 37P Daily	156	↓	Lincoln, IL	○☐	☐10 25A Daily
☐7☐5 14P Daily	185	↓	Springfield, IL	●☐QT	☐7☐9 55A Daily
☐5 49P Daily	224	↓	Carlinville, IL	○	☐9 15A Daily
☐6 22P Daily	257	↓	Alton, IL	●☐	☐8 43A Daily
☐7 21P Daily	284	Ar Dp	St. Louis, MO	●☐QT	☐7 55A Daily
☐8 00P	376	↓	Arcadia Valley, MO	Dp Ar	☐7 19A
☐11 42P Daily	453	↓	Poplar Bluff, MO	○☐	☐21
☐12 37A Daily	513	↓	Walnut Ridge, AR (Jonesboro)	○☐	☐2 44A Daily
☐3 10A Daily	634	↓	Little Rock, AR	●☐	☐1 41A Daily
☐3 55A Daily	677	↓	Malvern, AR (Hot Springs Natl. Park)	○☐	☐11 39P Daily
☐4 20A Daily	694	↓	Arkadelphia, AR	○☐	☐10 26P Daily
☐5 09A Daily	741	↓	Hope, AR	○☐	☐10 02P Daily
☐5 58A Daily	774	↓	Texarkana, AR/TX	●☐	☐9 18P Daily
☐7 50A Daily	840	↓	Marshall, TX	●☐	☐8 43P Daily
☐8 28A Daily	864	↓	Longview, TX (Tyler) ☐ Shreveport, Houston—see back	●☐	☐7 31P Daily
☐9 25A Daily	912	Dp	Mineola, TX (Canton)	○☐	☐6 15P Daily
☐11 30A Daily	991	Ar Dp	Dallas, TX ☐ Jackson, Meridian—see back	●☐QT	☐5 15P Daily
☐11 50A	1022	Ar Dp	Fort Worth, TX ☐ Waco, Houston—see back	●☐QT	☐3 40P Daily
☐1 25P Daily	1050	↓	Cleburne, TX	○☐	☐3 20P
☐2 10P	1125	↓	McGregor, TX (Waco, Crawford)	○☐	☐2 20P Daily
☐2 52P Daily	1150	↓	Temple, TX ☐ Ft. Hood, Killeen—see back	●☐	☐1 58P
☐4 00P Daily	1188	↓	Taylor, TX	○☐	☐1 00P Daily
☐4 33P Daily	1223	↓	Austin, TX	●☐	☐11 51A Daily
☐7 12P Daily	1253	↓	San Marcos, TX	○☐	☐11 25A Daily
☐9 55P Daily	1305	Ar Dp	San Antonio, TX	●☐	☐10 22A Daily
☐2 45A TuThSu	1475	↓	Del Rio, TX	○☐	☐9 31A Daily
☐5 49A TuThSu	1600	↓	Sanderson, TX	○	☐8 32A Daily
☐8 24A TuThSu	1692	↓	Alpine, TX (Big Bend Nat'l. Park)(CT)	○☐	☐7 00A Daily
☐10 38A TuThSu	1910	Ar	El Paso, TX ☐ Las Cruces, (MT) Albuquerque—see back (Ciudad Juarez, Mex.)	●☐QT	☐4 50A TuFrSu
☐11 22P TuThSu	1998	Dp	Deming, NM	○☐	☐1 02A TuFrSu
☐1 47P TuThSu	2058	↓	Lordsburg, NM (MT)	○☐	☐10 36P MoThSa
☐3 18P TuThSu	2176	↓	Benson, AZ (MST)	○☐	☐8 45P MoThSa
☐4 13P TuThSu	2226	Ar Dp	Tucson, AZ	●☐QT	☐3 35P MoThSa
☐5 18P TuThSu	2312	Ar Dp	Maricopa, AZ (Phoenix)	●☐	☐3 10P MoThSa
☐6 45P TuThSu	2477	↓	Yuma, AZ (MST)	○☐	☐1 10P MoThSa
☐7 35P TuThSu	2622	↓	Palm Springs, CA (PT)	○☐	☐12 15P MoThSa
☐8 52P TuThSu	2690	↓	Ontario, CA	○☐	☐9 15A MoThSa
☐9 02P TuThSu	2696	↓	Pomona, CA	○☐	☐8 15A MoThSa
☐11 49P TuThSu	2728	Ar	Los Angeles, CA ⚡ (PT)	●☐QT	☐7 28A MoThSa
☐2 02A WeFrMo					☐5 40A MoThSa
☐3 54A WeFrMo					☐5 40A MoThSa
☐4 04A WeFrMo					☐5 30A MoThSa
☐5 35A WeFrMo					☐2 47A MoThSa

SCHEDULES EFFECTIVE 8/1/16

<b>SHADING KEY</b>	Long-distance train	Daytime train
--------------------	---------------------	---------------

### Service between Chicago and San Antonio

The *Texas Eagle* serves all stations between Chicago and San Antonio daily. Through service west of San Antonio operates tri-weekly, departing Chicago, Poplar Bluff and intermediate stations on Sundays, Tuesdays and Fridays. Eastbound trains departing Los Angeles on Sunday, Wednesday and Friday arrive stations San Antonio-Little Rock on Tuesday, Friday and Sunday, and stations Walnut Ridge-Chicago on Wednesday, Saturday and Monday.

### Service on the Texas Eagle®

- Coaches: Reservations required.**
- Sleeping cars:** Superliner sleeping accommodations. Amtrak Metropolitan Lounge available in Chicago and Los Angeles, and a private waiting area available in St. Louis for Sleeping car passengers.
- Dining:** Full meal service.
- Sightseer Lounge:** Sandwiches, snacks and beverages.
- Checked baggage at select stations.
- Service begins at a date to be announced.
- This location does not observe Daylight Saving Time. Schedule times at this station will be ONE HOUR LATER beginning November 6, 2016 when Daylight Saving Time ends outside of Arizona.
- Executive Transportation operates Thruway van service from Springfield, IL for connections from Train 22 to Trains 3 and 5 at Galesburg, IL and from Galesburg, IL for connections from Trains 4 and 6 to Train 21 at Springfield, IL. Passengers with disabilities must provide advance notification of needs. For additional information call (217) 523-5466.

**All Amtrak services and stations are non-smoking.**

**Trails and Rails Program:** In cooperation with the National Park Service, volunteer rangers provide on board narratives between May and September on selected days over parts of this route. Visit [nps.gov/trailsandrails](http://nps.gov/trailsandrails) and [amtrakparks.com](http://amtrakparks.com).

### Possible Texas Eagle Schedule Change

The *Texas Eagle* schedule is subject to change between Chicago and San Antonio. Visit [Amtrak.com](http://Amtrak.com) or call 1-800-USA-RAIL to confirm schedules for your anticipated travel date.

### Connecting Local Services



















**Dallas-Fort Worth Metroplex**  
Dallas Area Rapid Transit (DART) operates bus and light rail service in Dallas, with a light rail hub at Dallas Union Station. (214) 979-1111, [www.dart.org](http://www.dart.org). Fort Worth Transportation Authority (the T) operates bus service from its hub at Fort Worth's Intermodal Transportation Center (Amtrak station). (817) 215-8600, [the-t.com](http://the-t.com).  
Trinity Railway Express is a cooperative effort of DART and the T, providing commuter rail service, Monday through Saturday, between Fort Worth and Dallas Amtrak stations. Intermediate stations include Richland Hills, Irving and a free shuttle bus from CentrePort station to Dallas - Ft. Worth International Airport.  
Extend your trip on the *Heartland Flyer* to Dallas! Call DART or The T for more information or visit [trinityrailwayexpress.org](http://trinityrailwayexpress.org).

**San Antonio-McAllen Harlingen-Brownsville**  
Connecting intercity bus service by Valley Transit is available from Greyhound Bus Station between San Antonio and McAllen, Harlingen and Brownsville.

**St. Louis Metrolink**  
Metrolink operates light rail local service with branches serving St. Louis, East Saint Louis and Belleville, Illinois, and Lambert-St. Louis International Airport. Board at Civic Center Station, adjacent to Amtrak. For information call (314) 982-1400 or visit [www.metrostlouis.org](http://www.metrostlouis.org).

# HEARTLAND FLYER


## Oklahoma City • Fort Worth


<b>821</b>	◀ Train Number ▶					<b>822</b>
<b>Daily</b>	◀ Normal Days of Operation ▶					<b>Daily</b>
  	◀ On Board Service ▶					  
Read Down	Mile	▼		Symbol	▲	Read Up
8 25A	0	Dp	<b>Oklahoma City, OK</b> (CT)  Wichita, Newton—see back	 	Ar	9 27P
8 51A	20		<b>Norman, OK</b>			8 47P
9 08A	35		<b>Purcell, OK</b>			8 26P
9 32A	57		<b>Pauls Valley, OK</b>			8 01P
10 24A	102		<b>Ardmore, OK</b>			7 11P
11 10A	141		<b>Gainesville, TX</b>			6 30P
12 27P	206	Ar	<b>Fort Worth, TX</b> (CT)	 	Dp	5 25P

SCHEDULES EFFECTIVE 8/22/16

### Service on the Heartland Flyer®

 **Coaches: Reservations required.**

 **Café:** Sandwiches, snacks and beverages.

 **On Board Bicycle Racks:** Unboxed bicycles may be checked on the *Heartland Flyer* between all stations; bicycles are free but reservations are required and a ticket must be obtained for the bicycle. An ID tag must be placed on the bicycle before it is loaded onto the train. At all stations except Fort Worth, the ID tag will be provided by the train crew. Passengers must lift the bicycle to shoulder height to give it to a member of the train crew to put it into and pick it up from the baggage car.

**All Amtrak services and stations are non-smoking.**

**Trails and Rails Program:** In cooperation with the National Park Service, volunteer rangers provide on board narratives between May and September on selected days over parts of this route. Visit [nps.gov/trailsandrails](http://nps.gov/trailsandrails) and [amtrakparks.com](http://amtrakparks.com).








**The *Heartland Flyer* is financed primarily through funds made available by the Oklahoma and Texas Departments of Transportation.**

### TEXAS EAGLE and HEARTLAND FLYER ROUTE MAP and SYMBOLS

- Chicago, IL
- Joliet, IL
- Pontiac, IL
- Bloomington-Normal, IL
- Lincoln, IL
- Springfield, IL
- Carlinville, IL
- Alton, IL
- St. Louis, MO
- Arcadia Valley, MO
- Poplar Bluff, MO
- Walnut Ridge, AR
- Little Rock, AR
- Malvern, AR
- Arkadelphia, AR
- Hope, AR
- Texarkana, AR/TX
- Marshall, TX
- Longview, TX
- Mineola, TX
- Dallas, TX
- Oklahoma City, OK
- Norman, OK
- Purcell, OK
- Pauls Valley, OK
- Ardmore, OK
- Gainesville, TX
- Fort Worth, TX
- Cleburne, TX
- McGregor, TX
- Temple, TX
- Taylor, TX
- Austin, TX
- San Marcos, TX
- San Antonio, TX
- Del Rio, TX
- Sanderson, TX
- Alpine, TX
- El Paso, TX
- Deming, NM
- Lordsburg, NM
- Benson, AZ
- Tucson, AZ
- Maricopa, AZ
- Yuma, AZ
- Palm Springs, CA
- Ontario, CA
- Pomona, CA
- Los Angeles, CA



### SYMBOLS KEY

- A** Time Symbol for A.M.
- P** Time Symbol for P.M.
- D** Stops only to discharge passengers; train may leave before time shown.
- R** Stops only to receive passengers.
- CT** Central time
- ET** Eastern time
- MT** Mountain time
- MST** Mountain Standard time
- PT** Pacific time
-  Bus stop
-  Airport connection
-  Quik-Trak self-serve ticketing kiosk
-  Unstaffed station
-  Staffed ticket office; may or may not be open for all train departures
-  Station wheelchair accessible; no barriers between station and train
-  Station wheelchair accessible; not all station facilities accessible

## Thruway Connections

### Madison • Rockford • Chicago

(Van Galder-en route transfers may be necessary)

8962	Mile	▼	Thruway Number	Symbol	▲	8965
7 00A	0	Dp	Madison, WI (CT) -Univ. of Wisconsin/Chazen Museum	○	Ar	8 45P
7 20A	6	↓	-Dutchmill Park & Ride	○	Ar	8 30P
8 00A	35	↓	Janesville, WI	○	Ar	7 55P
8 25A	48	↓	South Beloit, IL	○	Ar	7 35P
8 50A	65	Dp	Rockford, IL	○	Ar	7 15P
10 45A	140	Ar	Chicago, IL-Union Station (CT)	●	Dp	5 00P

NOTE-Additional Thruway connecting schedules between Chicago and Madison are available. Check with Amtrak.

### Davenport • Galesburg • Peoria • Bloomington • Champaign • Indianapolis

(Burlington Trailways)

8890	8892	Mile	▼	Thruway Number	Symbol	▲	8893	8895
Daily	Daily			Days of Operation			Daily	Daily
	4 00P	0	Dp	Davenport, IA (CT)	○	Ar		6 40P
	4 10P	2	↓	Rock Island, IL -Augustana College		Ar		6 35P
	4 20P	9	↓	Moline, IL	○	Ar		6 30P
1 20P	5 05P	45	↓	Galesburg, IL -Amtrak Station	●	Ar	11 35A	5 30P
2 25P	6 15P	94	↓	Peoria, IL	○	Dp	10 40A	4 40P
3 15P	7 15P	133	↓	Bloomington-Normal, IL	●	Dp	9 45A	3 40P
4 15P	8 15P	187	Ar	Champaign-Urbana, IL	●	Dp	8 30A	2 35P
4 25P	8 20P		Dp			Ar	8 20A	2 10P
5 10P		221	Dp	Danville, IL (CT)	○	Ar	7 35A	1 25P
7 35P	11 25P	314	Ar	Indianapolis, IN (ET)	●	Dp	7 15A	12 50P

The Thruway Services above connect with Amtrak trains at Champaign-Urbana.

### Galesburg • Springfield

(Executive Limo)

5521	Mile	▼	Thruway Number	Symbol	▲	5522
2 15P	0	Dp	Galesburg, IL-Amtrak Station (CT)	●	Ar	1 30P
4 30P	119	Ar	Springfield, IL-Amtrak Station (CT)	●	Dp	11 15A

### Longview • Houston • Galveston

(Lone Star Coach)

6021	Mile	▼	Thruway Number	Symbol	▲	6022
8 40A	0	Dp	Longview, TX-Amtrak Station (CT)	●	Ar	5 40P
10 05A	70	Ar	Nacogdoches, TX	○	Dp	4 25P
11 15P	214	Ar	Houston, TX-Amtrak Station	●	Dp	1 05P
2 45P	266	Ar	Galveston, TX-123 Rosenberg (CT)	○	Dp	11 30A

NOTE-Reservations must be made at least 24 hours in advance departing Galveston.

### Shreveport • Longview

(Lone Star Coach)

6421	Mile	▼	Thruway Number	Symbol	▲	6422
6 30A	0	Dp	Shreveport, LA (CT)	○	Ar	7 45P
8 00A	62	Ar	Longview, TX-Amtrak Station	●	Dp	6 25P
6121	Mile	▼	Thruway Number	Symbol	▲	6122
8 40A	0	Dp	Longview, TX-Amtrak Station	●	Ar	5 45P
10 00A	62	Ar	Shreveport, LA (CT)	○	Dp	4 15P

### Dallas • Jackson • Meridian

(Greyhound Lines)

8520	8220	Mile	▼	Thruway Number	Symbol	▲	8959	8219
Daily	Daily			Days of Operation			Daily	Daily
3 20A	7 30P	0	Dp	Dallas, TX-Greyhound Station (CT)	○	Ar	11 05P	5 55A
	7 55P	12	Dp	Mesquite, TX	○	Ar	10 40P	
	9 50P	99	Dp	Tyler, TX	○	Ar	9 00P	4 10A
6 30A	11 59P	196	Ar	Shreveport, LA	○	Dp	6 50P	2 25A
7 10A	12 30A		Dp			Ar	6 15P	2 00A
10 45A		369	Dp	Vicksburg, MS	○	Ar	2 40P	11 10P
11 40A	4 05A	413	Ar	Jackson, MS-Amtrak Station	●	Dp	1 50P	10 20P
12 45P	5 05A		Dp			Ar	12 45P	9 25P
2 15P	6 35A	507	Ar	Meridian, MS-Union Station (CT)	●	Dp	11 15A	7 55P

### Fort Hood • Killeen • Temple

(Southwestern Coaches)

8821	Mile	▼	Thruway Number	Symbol	▲	8722
3 15P	0	Dp	Fort Hood, TX-Bldg. 108 (CT)	○	Ar	12 45P
3 45P	4	Dp	Killeen, TX	○	Ar	12 30P
4 15P	33	Ar	Temple, TX-Amtrak Station	●	Dp	11 45A
8721	Mile	▼	Thruway Number	Symbol	▲	8822
5 15P	0	Dp	Temple, TX-Amtrak Station	●	Ar	10 45A
6 00P	29	Ar	Killeen, TX	○	Dp	10 00A
6 15P	33	Ar	Fort Hood, TX-Bldg. 108 (CT)	○	Dp	9 45A

### Fort Worth • Waco • Houston

(Greyhound Lines)

8221	Mile	▼	Thruway Number	Symbol	▲	8222
Daily	Daily		Days of Operation			Daily
1 45P	0	Dp	Fort Worth, TX-Amtrak Sta. (CT)	●	Ar	1 40P
D3 20P	89	Ar	Waco, TX	○	Dp	R12 10P
D5 15P	172	Ar	Bryan, TX (College Station)	○	Dp	R10 15A
D6 40P	226	Ar	Prairie View, TX	○	Dp	R8 55A
7 40P	275	Ar	Houston, TX-Greyhound Sta. (CT)	○	Dp	7 45A

### El Paso • Las Cruces • Albuquerque

(Greyhound Lines)

1/2	Mile	▼	Connecting Train Number	Symbol	▲	2/1
Daily	Daily		Days of Operation			Daily
8 55P	0	Dp	El Paso, TX-Greyhound Station (MT)	○	Ar	9 00A
9 55P	50	Ar	Las Cruces, NM-Chucky's Conv. Store	○	Dp	8 00A
1 25A	266	Ar	Albuquerque, NM-Amtrak Sta. (MT)	●	Dp	4 30A

### Newton • Oklahoma City

(Village Tours)

8903	Mile	▼	Thruway Number	Symbol	▲	8904
Daily	Daily		Days of Operation			Daily
4 00A	0	Dp	Newton, KS-Amtrak Station (CT)	●	Ar	2 15A
5 00A	28	Ar	Wichita, KS	○	Dp	1 35A
7 35A	189	Ar	Oklahoma City, OK-Amtrak Sta. (CT)	○	Dp	10 40P

#### SHADING KEY

Thruway and connecting services

See other side for Route Map and Symbols.