

Effective NOVEMBER 7, 2011

Enjoy the journey.SM

Call 1-800-USA-RAIL

Visit AMTRAK.COM

TEXAS EAGLE[®]

And

HEARTLAND FLYER[®]



TEXAS EAGLE[®]

serving

CHICAGO - ST. LOUIS - LITTLE ROCK
DALLAS - FORT WORTH - SAN ANTONIO
LOS ANGELES

And intermediate stations

HEARTLAND FLYER[®]

serving

OKLAHOMA CITY - FORT WORTH

And intermediate stations



TEXAS EAGLE

21/421	◀ Train Number ▶				22/422
As indicated in column	◀ Normal Days of Operation ▶				As indicated in column
☑ ☒ ☓ ☕	◀ On Board Service ▶				☑ ☒ ☓ ☕
Read Down	Mile	▼	Symbol	▲	Read Up
1 45P Daily	0	Dp	Chicago, IL—Union Station (CT) ☑☒☓☕ Madison—see back	Ar	1 52P Daily
R2 40P Daily	37	↓	Joliet, IL	▲	D12 56P Daily
3 27P Daily	92	↓	Pontiac, IL	▲	11 39A Daily
4 04P Daily	124	↓	Bloomington-Normal, IL ☑☒☓☕ Davenport, Indianapolis —see back	▲	11 08A Daily
4 37P Daily	156	↓	Lincoln, IL	▲	10 25A Daily
☒7 5 14P Daily	185	↓	Springfield, IL	▲	☒7 9 55A Daily
☑☒ 5 49P Daily	224	↓	Carlinville, IL	▲	☑☒ 9 15A Daily
6 22P Daily	257	↓	Alton, IL	▲	8 43A Daily
7 21P Daily	284	Ar	St. Louis, MO	Dp	7 55A Daily
8 00P	Dp	↓	Poplar Bluff, MO	Ar	7 19A Daily
11 42P Daily	453	↓	Walnut Ridge, AR (Jonesboro)	▲	2 44A Daily
12 37A Daily	513	↓	Little Rock, AR	▲	1 41A Daily
3 10A Daily	634	↓	Malvern, AR (Hot Springs Natl. Park)	▲	11 39P Daily
☑☒ 3 55A Daily	677	↓	Arkadelphia, AR	▲	☑☒ 10 26P Daily
☑☒ 4 20A Daily	694	↓	Hope, AR	▲	☑☒ 10 02P Daily
☒21 5 58A Daily	741	↓	Texarkana, AR/TX	▲	☒21 8 43P Daily
7 50A Daily	774	↓	Marshall, TX	▲	7 31P Daily
8 28A Daily	864	↓	Longview, TX (Tyler) ☑☒ Shreveport, Houston—see back	▲	6 15P Daily
9 25A Daily	912	Dp	Mineola, TX (Canton)	Ar	5 15P Daily
11 30A Daily	991	Ar	Dallas, TX	Dp	3 40P Daily
11 50A	Dp	↓	Fort Worth, TX	Ar	3 20P Daily
1 25P Daily	1022	Ar	Cleburne, TX	Dp	2 20P Daily
2 10P	Dp	↓	McGregor, TX (Waco, Crawford)	Ar	1 58P Daily
2 52P Daily	1050	↓	Temple, TX ☑☒ Ft. Hood, Killeen —see back	▲	1 00P Daily
4 00P Daily	1125	↓	Taylor, TX	▲	11 51A Daily
4 43P Daily	1150	↓	Austin, TX	▲	11 25A Daily
5 36P Daily	1188	↓	San Marcos, TX	▲	10 22A Daily
6 30P Daily	1223	↓	San Antonio, TX	▲	9 31A Daily
7 12P Daily	1253	↓	Del Rio, TX	▲	8 32A Daily
9 55P Daily	1305	Ar	Sanderson, TX	Dp	7 00A Daily
5 40A TuThSa	Dp	↓	Alpine, TX (Big Bend Nat'l Park) (CT)	Ar	9 50P MoThSa
8 35A TuThSa	1475	↓	El Paso, TX (MT)	Ar	6 02P MoThSa
☑☒ 11 10A TuThSa	1600	↓	(Ciudad Juarez, Mex.)	▲	☑☒ 3 36P MoThSa
1 24P TuThSa	1692	↓	Deming, NM	▲	1 45P MoThSa
4 15P TuThSa	1910	Ar	Lordsburg, NM (MT)	Dp	8 35A MoThSa
4 40P TuThSa	Dp	↓	Benson, AZ (MST)	Ar	8 10A MoThSa
☑☒ 6 11P TuThSa	1998	↓	Tucson, AZ	▲	☑☒ 6 10A MoThSa
☑☒ 7 06P TuThSa	2058	↓	Maricopa, AZ (Phoenix)	▲	☑☒ 5 15A MoThSa
☒☑☒ 9 11P TuThSa	2176	Ar	Yuma, AZ (MST)	Ar	☒☑☒ 3 15A MoThSa
☒☑☒ 10 40P TuThSa	2226	Ar	Palm Springs, CA (PT)	Dp	☒☑☒ 2 15A MoThSa
☒☑☒ 11 30P TuThSa	Dp	↓	Ontario, CA	Ar	☒☑☒ 1 26A MoThSa
☒☑☒ 12 47A WeFrSu	2312	Ar	Pomona, CA	Dp	☒☑☒ 11 38P SuWeFr
☒☑☒ 12 57A WeFrSu	Dp	↓	Los Angeles, CA ✈ (PT)	Ar	☒☑☒ 11 28P SuWeFr
☒☑☒ 3 44A WeFrSu	2477	↓		Ar	☒☑☒ 8 45P SuWeFr
4 54A WeFrSu	2622	↓		Ar	5 35P SuWeFr
D6 46A WeFrSu	2690	↓		Ar	3 54P SuWeFr
D6 56A WeFrSu	2696	↓		Ar	3 41P SuWeFr
8 30A WeFrSu	2728	Ar		Dp	3 00P SuWeFr

The Texas Eagle serves all stations between Chicago and San Antonio daily. Through service west of San Antonio operates tri-weekly, departing Chicago, Poplar Bluff and intermediate stations on Sundays, Tuesdays and Thursdays. Eastbound trains departing Los Angeles on Sunday, Wednesday and Friday arrive Dallas on Tuesday, Friday and Sunday, and stations between Walnut Ridge-Chicago on Wednesday, Saturday and Monday.

Texas Eagle Layover at San Antonio
For thru passengers between Chicago and Los Angeles, the train lays over in San Antonio overnight from between 7 and 9 1/2 hours. Cars may experience temporary power outages during switching operations. Passengers are free to detrain and enjoy the sites of the city, including the famed River Walk, only a short cab ride away.

Service on the Texas Eagle®

- ☒ **Coaches: Reservations required.**
- ☒ **Sleeping cars:** Superliner sleeping accommodations.
 - Amtrak Metropolitan Lounge available in Chicago, and a private waiting area available in St. Louis for Sleeping car service passengers.
- ☒ **Dining-Cross Country Café:** Casual service offering complete meals.
- ☒ **Sightseer Lounge:** Sandwiches, snacks and beverages.
- ☒ Service to begin on a date to be announced.
- ☒ This location does not observe Daylight Saving Time. Schedule times for it will be ONE HOUR EARLIER beginning with the Spring time change on March 11, 2012.
- ☒ Executive Transportation operates Thruway van service from Springfield, IL for connections from Train 22 to Trains 3 and 5 at Galesburg, IL and from Galesburg, IL from Train 4 to Train 21 at Springfield, IL. Passengers with disabilities must provide advance notification of needs. For additional schedule information call (217) 523-5466.

Smoking is prohibited.

Scenic Highlights

- Cross the mighty Mississippi River within sight of the Gateway Arch
- Travel through Ozark Mountains
- View the Piney Woods of East Texas

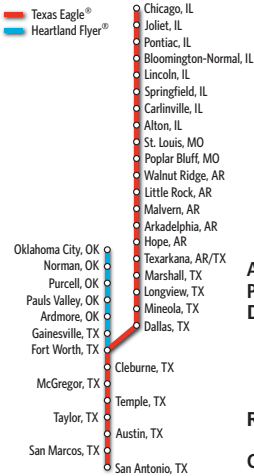
Trails and Rails Program: In cooperation with the National Park Service, volunteer rangers provide on board narratives between May and September on selected routes. Visit nps.gov/trailsandrails and amtrakparks.com.

GET INTO A LONE STAR STATE

of mind on the Amtrak TEXAS EAGLE!

THE STATE THAT MADE "BIGNESS" A VIRTUE WILL DELIGHT AND AMAZE. Board the Texas Eagle in either Chicago or Los Angeles and travel to big cities, through rolling prairie landscapes and the picturesque Hill Country. See oil fields outside of Dallas, western culture in Ft. Worth, the state capitol in Austin and the Spanish missions of San Antonio. Along the way, you'll appreciate the European influences in the south and the immense scale of the plains that conjure images of 19th century cowboys and stagecoaches. Visit Amtrak.com and make your reservations now!

TEXAS EAGLE and HEARTLAND FLYER ROUTE MAP and SYMBOLS



- A** Time Symbol for A.M.
- P** Time Symbol for P.M.
- D** Stops only to discharge passengers; train may leave before time shown.
- R** Stops only to receive passengers.
- CT** Central time
- ET** Eastern time
- MT** Mountain time
- MST** Mountain Standard time
- PT** Pacific time
- Bus stop
- Flag stop
- Checked baggage
- Airport connection
- Quik-Trak self-serve ticketing kiosk
- Unstaffed station
- Staffed ticket office; may or may not be open for all train departures
- Station wheelchair accessible; no barriers between station and train
- Station wheelchair accessible; not all station facilities accessible

Modified Amtrak Service for the Texas Eagle

The Texas Eagle service schedule may change due to ongoing track work between Joliet and Alton, IL.

Shading Key

Reserved long-distance train

★ ★ ★ ★ CHANGE OF SCENERY ON ★ ★ ★ ★

THE HEARTLAND FLYER.



HEARTLAND FLYER ★ YOUR STYLE OF TRAVEL












Hearthland Flyer is the most effortless way to travel. Offering first-class comfort, spacious surroundings, and friendly service, Heartland Flyer makes five convenient stops between Oklahoma City and Fort Worth, with connections to routes throughout the United States. Whether you're traveling for business, fun, or just for the scenery, your journey is our pleasure. Whatever your style.



Information: WWW.HEARTLANDFLYER.COM
 Reservations: 1-800-USA-RAIL or AMTRAK.COM



HEARTLAND FLYER

821		◀ Train Number ▶					822	
Daily		◀ Normal Days of Operation ▶					Daily	
		◀ On Board Service ▶						
Read Down	Mile	▼		Symbol	▲	Read Up		
8 25A	0	Dp	Oklahoma City, OK	(CT) 	Ar	9 39P		
8 49A	20		Norman, OK			9 04P		
9 06A	35		Purcell, OK			8 47P		
9 31A	57		Pauls Valley, OK			8 21P		
10 23A	102		Ardmore, OK			7 28P		
11 05A	141		Gainesville, TX			6 47P		
12 39P	206	Ar	Fort Worth, TX	(CT) 	Dp	5 25P		

Service on the Heartland Flyer®

-  **Coaches:** Reservations required.
-  **Café:** Sandwiches, snacks and beverages.

Smoking is prohibited.

Trails and Rails Program: In cooperation with the National Park Service, volunteer rangers provide on board narratives between May and September on selected routes. Visit nps.gov/trailsandrails and amtraktoparks.com.

Heartland Flyer Scenic Highlights

- Oklahoma City - National Cowboy & Western Heritage Museum
- Bricktown Entertainment District
- National Memorial & Museum
- Arbuckle Mountains
- Fort Worth Stockyards

The Heartland Flyer is financed primarily through funds made available by the Oklahoma and Texas Departments of Transportation.

Shading Key

Reserved Corridor service Thruway and connecting services

Connecting Services

Dallas–Fort Worth Metroplex

Dallas Area Rapid Transit (DART) operates bus and light rail service in Dallas, with a light rail hub at Dallas Union Station. (214) 979-1111, www.dart.org.

Fort Worth Transportation Authority (the T) operates bus service from its hub at Fort Worth's Intermodal Transportation Center (Amtrak station). (817) 215-8600, the-t.com.

Trinity Railway Express is a cooperative effort of DART and the T, providing commuter rail service between Fort Worth and Dallas Amtrak stations. Intermediate stations include Richland Hills, Irving and a free shuttle bus from CentrePort station to Dallas – Ft. Worth International Airport.

Extend your trip on the Heartland Flyer to Dallas! Call DART or T for more information or visit trinityrailwayexpress.org.

San Antonio–McAllen Harlingen–Brownsville

Connecting intercity bus service by Valley Transit is available from Greyhound Bus Station between San Antonio and McAllen, Harlingen and Brownsville.

St. Louis Metrolink

Metrolink operates light rail for local service and is located at the north end doors of the terminal. For information call (314) 982-1400 or visit www.metrostlouis.org.

Thruway Connections

Chicago • Rockford • Madison

(Van Galder—en route transfers may be necessary)

8965	Mile	▼	Thruway Number	Symbol	▲	8962
5 00P	0	Dp	Chicago, IL—Union Station (CT)	●	Ar	11 00A
6 50P	75	Ar	Rockford, IL	○	Dp	8 50A
7 10P	92		South Beloit, IL	○		8 25A
7 30P	105		Janesville, WI	○		8 00A
8 20P	134		Madison, WI (CT)	○		7 15A
8 35P	140	Ar	—Dutchmill Park & Ride —Memorial Union-Univ. of Wisconsin	○	Dp	7 00A

Additional Thruway connecting schedules between Chicago and Madison are available. Check with Amtrak.

Davenport • Galesburg • Peoria • Bloomington • Champaign • Indianapolis

(Burlington Trailways)

8890	8892	Mile	▼	Thruway Number	Symbol	▲	8893	8895
Daily	Daily			Days of Operation			Daily	Daily
4 00P	0	Dp		Davenport, IA (CT)	○	Ar		6 45P
4 10P	2			Rock Island, IL —Augustana College				6 40P
4 20P	9			Moline, IL	○	Ar		6 30P
2 00P	5 05P	45		Galesburg, IL—Amtrak Sta.	●	Ar	1 15P	5 35P
3 00P	6 15P	94		Peoria Airport, IL ✈	○		12 25P	4 45P
3 55P	7 10P	133		Bloomington-Normal, IL	●			3 40P
5 20P	8 25P	187		Champaign-Urbana, IL	●		10 30A	2 20P
6 05P	9 00P	221		Danville, IL (CT)	○		9 40A	1 25P
8 30P	11 30P	314	Ar	Indianapolis, IN (ET)	●	Dp	9 20A	12 50P

The Thruway Services above connect with Amtrak trains at Galesburg with Trains 3, 4, 5 and 6; at Bloomington-Normal with Trains 300-307, 21 and 22; at Champaign-Urbana with Trains 58, 59, 390-393; at Indianapolis with Trains 50 and 51.

Galesburg • Springfield

(Executive Limo)

5521	Mile	▼	Thruway Number	Symbol	▲	5522
2 45P	0	Dp	Galesburg, IL—Amtrak Station (CT)	●	Ar	2 25P
5 00P	119	Ar	Springfield, IL—Amtrak Station (CT)	●	Dp	12 10P

Longview • Shreveport

(CJ Limo)

6421	Mile	▼	Thruway Number	Symbol	▲	6422
6 45A	0	Dp	Shreveport, LA (CT)	○	Ar	7 45P
8 00A	62		Longview, TX—Amtrak Station	●	Dp	6 25P
6121	Mile	▼	Thruway Number	Symbol	▲	6122
8 40A	0		Longview, TX—Amtrak Station	●	Ar	5 45P
10 00A	62	Ar	Shreveport, LA (CT)	○	Dp	4 30P

Longview • Houston • Galveston

(Lone Star Coach)

6021	Mile	▼	Thruway Number	Symbol	▲	6022
8 40A	0	Dp	Longview, TX—Amtrak Station (CT)	●	Ar	5 40P
10 05A	70	Ar	Nacogdoches, TX	○		4 25P
D1 15P	214		Houston, TX—Amtrak Station	●		R1 05P
2 45P	266	Ar	Galveston, TX—123 Rosenberg (CT)	○	Dp	11 30A

Reservations must be made at least 24 hours in advance departing Galveston.

Temple • Killeen • Fort Hood

(Southwestern Coaches)

8821	Mile	▼	Thruway Number	Symbol	▲	8722
3 15P	0	Dp	Fort Hood, TX—Bldg. 108 (CT)	○	Ar	12 45P
3 45P	4		Killeen, TX	○	Ar	12 30P
4 15P	33	Ar	Temple, TX—Amtrak Station	●	Dp	11 45A
8721	Mile	▼	Thruway Number	Symbol	▲	8822
5 15P	0	Dp	Temple, TX—Amtrak Station	●	Ar	10 45A
6 00P	29	Ar	Killeen, TX	○		10 00A
6 15P	33	Ar	Fort Hood, TX—Bldg. 108 (CT)	○	Dp	9 45A

See other side for Route Map and Symbols.