

Effective MAY 9, 2011

# PACIFIC SURFLINER®

SAN LUIS OBISPO - LOS ANGELES - SAN DIEGO

**NEW!**  
**EXPRESS SERVICE**  
- More Go. Fewer Stops -



# Amtrak California<sup>SM</sup>

## PACIFIC SURFLINER®

*serving*

SAN LUIS OBISPO - SANTA BARBARA  
LOS ANGELES - ORANGE COUNTY  
SAN DIEGO

*See page 4 for NEW Express Service*

## CALIFORNIA COASTAL SERVICES

*connecting*

NORTHERN AND SOUTHERN  
CALIFORNIA



NRPC Form W31-400M-5/9/11 Stock #02-3314

Schedules subject to change without notice. Amtrak is a registered service mark of the National Railroad Passenger Corp. **National Railroad Passenger Corporation** Washington Union Station, 60 Massachusetts Ave. N.E., Washington, DC 20002.

Call 1-800-USA-RAIL

Visit AMTRAK.COM

Visit AMTRAKCALIFORNIA.COM

Train Number ▶	5804	5818	562	564	566	768	572	774	578	
Normal Days of Operation ▶	Daily	Daily	Mo-Fr	Daily	Daily	Daily	Daily	Daily	Daily	
Will Also Operate ▶										
Will Not Operate ▶			5/30,7/4, 9/5							
On Board Service ▶										
	Mile	Symbol	▼							
<b>SAN LUIS OBISPO, CA</b>	0	● & QT	Dp							
Grover Beach, CA	12	○ &								
Santa Maria, CA-IHOP	24	○ &								
Guadalupe-Santa Maria, CA	25	○ &								
Lompoc-Surf Station, CA	51	○								
Lompoc, CA-Visitors Center	67	○ &								
Buellton, CA-Burger King	72	○								
Solvang, CA	98	○ &								
Goleta, CA	110	○								
<b>SANTA BARBARA, CA</b>	119	● &		Ar						
				Dp						
Carpinteria, CA	129	○ &								
Ventura, CA	145	○								
Oxnard, CA	155	● & QT								
Camarillo, CA	165	○ &								
Moorpark, CA	175	○ &								
Simi Valley, CA	186	○ & QT								
Chatsworth, CA	194	○ &								
Van Nuys, CA-Amtrak Station	203	● & QT								
Burbank-Bob Hope Airport, CA †	209	○ &								
Glendale, CA	216	○ &								
<b>LOS ANGELES, CA †</b>	222	● & QT	Ar							
			Dp							
Fullerton, CA	248	● & QT								
Anaheim, CA (Disneyland®)	253	● & QT								
Orange, CA-Metrolink Station	255	○ &								
Santa Ana, CA	258	● & QT								
Irvine, CA	268	● & QT								
Laguna Niguel/Mission Viejo, CA	277	○ &								
San Juan Capistrano, CA	280	● & QT								
San Clemente Pier, CA	288	○								
Oceanside, CA (LEGOLAND) [55]	309	● & QT								
Solana Beach, CA	325	● & QT								
San Diego, CA-Old Town	347	○ & QT								
<b>SAN DIEGO, CA [64]</b> (Tijuana)	350	● & QT	Ar							

Service on Pacific Surfliner® Trains

- Coaches: Unreserved.
- Reserved.
- Pacific Business class service:** Reserved seat service with complimentary beverages, light snacks and newspaper.
- Café:** Sandwiches, snacks and beverages.
- Checked Baggage service available at select locations; size restriction for carry on luggage is 28" x 22" x 11".
- Bicycles:** Each Coach car has a rack for three bicycles. Passenger must properly secure bicycle in rack and may not bring bicycle on board if space is unavailable. On Trains 792 and 798, take bicycle to Baggage car and assist conductor in loading. In addition, passengers may check boxed bicycles on Trains 792 and 798; passenger must arrive at station at least 30 minutes before departure; service charge applies. Unboxed bicycles may be put in the bin under connecting Thruway buses. Amtrak disclaims liability for loss or damage. Passengers connecting to train 14 will be required to check a boxed bike.
- Travel on this bus is reserved and must be part of an itinerary involving a train trip in one direction or the other. Los Angeles ticket office is open 30 minutes ahead of departure.
- Travel on this bus is reserved and must be part of an itinerary involving a train trip in one direction or the other. Advance reservations can be made and tickets purchased at Metrolink Ticket Vending Machines since most stations are unstaffed at the hours the buses operate. Reserved, ticketed customers have priority seating. Unreserved, ticketed passengers are carried on a space-available basis. The ticket office is open at Los Angeles, San Diego and Oceanside 30 minutes before the departure of the bus.























































































- [36] Thruway bus connects to the San Joaquin trains at Bakersfield.
- [37] Connection between Thruway bus and train at Los Angeles.
- [43] Connection between Thruway bus and train at Santa Barbara.
- [44] Metrolink commuter train connection available. Separate ticket required. Call Metrolink at (800) 371-LINK for exact departure times.
- [55] LEGOLAND is located 8 miles from Oceanside station. Transfers may be made by taxi at passenger's expense. See Sightseer Program text box on page 5.
- [56] Will stop at Old Town on Saturdays, Sundays and holidays.
- [64] Thruway bus connection operates to/from Cal Poly, Paso Robles, Salinas, San Jose, San Francisco, Oakland and intermediate points. See pages 6-7.
- [65] Bus departs San Luis Obispo after train connection and arrives at Cal Poly at 8:40 p.m., Atascadero at 9:00 p.m. and Paso Robles at 9:20 p.m.

Smoking is prohibited.


The Pacific Surfliner is primarily financed through funds made available by the California Department of Transportation.

SEE IN SAN DIEGO









- How to get there from San Diego's Santa Fe Depot**
- Balboa Park and San Diego Zoo**  
MTS Transit bus route 7 from Broadway & Union (4 blocks from station)
- Old Town San Diego**  
San Diego Trolley Blue Line  
from Santa Fe Depot stop at the station
- SeaWorld San Diego**  
From Santa Fe Depot, take Blue Line Old Town Trolley to Old Town Transit Center, then take MTS Transit bus route 9
- Coronado and Hotel Del Coronado**  
MTS Transit bus route 901 from Broadway & Union (4 blocks from station)
- International Border at San Ysidro (for Tijuana)**  
San Diego Trolley Blue Line  
from Santa Fe Depot stop at the station
- MTS Trolley and Bus Information**  
(619) 233-3004, www.sdmts.com

Train Number ▶	580	582	784	590	792	798	592	796
Normal Days of Operation ▶	SaSu	Daily	Daily	FrSaSu	SaSu	Mo-Fr	Daily	Daily
Will Also Operate ▶	5/30,7/4, 9/5			5/30,7/4, 9/5	5/30,7/4, 9/5			
Will Not Operate ▶						5/30,7/4, 9/5		
On Board Service ▶	 	 	 	 	 	 	 	 
Mile	Symbol	▼						
<b>SAN LUIS OBISPO, CA</b>	0	● & QT	Dp		  10 35A	 2 00P	 2 00P	  3 40P
Grover Beach, CA	12	○ &			 11 00A	2 20P	2 20P	 4 10P
Santa Maria, CA-IHOP	24	○ &			 11 25A			 4 35P
Guadalupe-Santa Maria, CA	25	○ &				2 36P	2 36P	
Lompoc-Surf Station, CA	51	○				3 10P	3 10P	
Lompoc, CA-Visitors Center 	67	○ &			 12 10P			
Buellton, CA-Burger King	72	○			 12 30P			 5 05P
Solvang, CA 	98	○ &			 12 40P			 5 15P
Goleta, CA	110	○			1 45P	4 16P	4 16P	6 45P
<b>SANTA BARBARA, CA</b>	119	● &		Ar		4 28P	4 28P	 6 40P
Carpinteria, CA	129	○ &		Dp	 12 55P	 2 00P	 3 16P	 4 31P
Ventura, CA	145	○			2 16P	4 46P	4 46P	7 15P
Oxnard, CA	155	● & QT		 1 25P	2 41P	5 08P	5 08P	7 37P
Camarillo, CA	165	○ &		 1 50P	 2 58P	 5 22P	 5 22P	 7 51P
Moorpark, CA	175	○ & 			3 09P			8 02P
Simi Valley, CA	186	○ & 			3 21P	5 50P	6 15P	
Chatsworth, CA	194	○ & 			3 37P	6 06P	6 31P	8 35P
Van Nuys, CA-Amtrak Station	203	● & QT			3 50P	6 19P	6 44P	8 47P
Burbank-Bob Hope Airport, CA 	209	○ &			 4 16P	 6 32P	 6 57P	 9 04P
Glendale, CA	216	○ &			4 25P	6 40P	7 05P	9 12P
<b>LOS ANGELES, CA </b>	222	● & QT	Ar	 3 35P	4 38P	6 53P	7 18P	9 25P
Fullerton, CA	248	● & QT	Dp	 3 35P	4 55P	 7 15P	 7 40P	 9 45P
Anaheim, CA (Disneyland®)	253	● & QT		 3 00P	 4 10P	 5 10P	 7 15P	 8 30P
Orange, CA-Metrolink Station	255	○ &		 3 30P	 4 40P	 5 40P	 7 45P	 9 02P
Santa Ana, CA	258	● & QT		3 39P	4 49P	5 49P	7 54P	9 11P
Irvine, CA	268	● & QT						 10 49P
Laguna Niguel/Mission Viejo, CA	277	○ &						
San Juan Capistrano, CA	280	● & QT		3 48P	4 58P	5 58P	8 03P	 9 20P
San Clemente Pier, CA	288	○		4 02P	5 09P	6 11P	8 17P	 9 31P
Oceanside, CA (LEGOLAND) 	309	● & QT						 11 09P
Solana Beach, CA	325	● & QT		4 16P	5 23P	6 25P	8 31P	9 48P
San Diego, CA-Old Town	347	○ & 						
<b>SAN DIEGO, CA </b>	350	● & QT	Ar	4 52P	5 55P	 6 57P	9 03P	 10 19P
(Tijuana)				5 10P	6 13P	7 13P	9 19P	 11 55P
				 5 45P	 7 00P	 7 50P	 9 55P	 12 11A
								 12 39A
								 12 50A

 SAN DIEGO CRUISE TERMINAL/ INTERNATIONAL AIRPORT

 Going to the Cruise Ship Terminal or Airport? Metropolitan Transit System Line 992 bus runs from the Amtrak station every 15 minutes on weekdays and every 30 minutes on weekends. Board on the corner of Kettner and Broadway. The Cruise Terminal is three blocks/five minutes away and the Airport is three miles/15 minutes away. Exact change one-way fare is \$2.25.

Symbols Key

- |   |  |   |  |
|---|--|---|--|
| A   | Time Symbol for A.M.   |  | Checked baggage  |
| N   | Time Symbol for Noon.  |  | Airport connection   |
| P   | Time Symbol for P.M.   |  | Quik-Trak self-serve ticketing kiosk                                   |
| D   | Stops only to discharge passengers; train may leave before time shown. |  | Unstaffed station  |
| R   | Stops only to receive passengers.                                      |  | Staffed ticket office; may or may not be open for all train departures |
| M   | Meal stop  |  | Station wheelchair accessible; no barriers between station and train   |
|  | Bus stop   |  | Station wheelchair accessible; not all station facilities accessible   |

See page 8 for Route Map and page 4 for Connecting Local Services and Airport Connections.

Shading Key

- |                    |                  |                                 |
|--------------------|------------------|---------------------------------|
| Unreserved service | Connecting train | Thruway and connecting services |
|--------------------|------------------|---------------------------------|

LESS STOPPING.  
MORE GOING.



Train 563 departs San Diego for Los Angeles Monday thru Friday at 7:05 AM.

Visit AmtrakCalifornia.com or call 1-800-USA-RAIL for information and reservations.

Train Number ▶	5801	799	763	563	565	567	769	571	573	775		
Normal Days of Operation ▶	Daily	Daily	Daily	Mo-Fr	SaSu	Mo-Fr	Daily	SaSu	Mo-Fr	Daily		
Will Also Operate ▶					5/30,7/4, 9/5			5/30,7/4, 9/5				
Will Not Operate ▶				5/30,7/4, 9/5		5/30,7/4, 9/5			5/30,7/4, 9/5			
On Board Service ▶	R											
Mile	Symbol	▼										
<b>SAN DIEGO, CA</b>	0	● & QT	Dp									
(Tijuana)												
Santa Ana, CA -Old Town	3	○ & QT										
Solana Beach, CA	26	● & QT			6 45A	7 39A	7 39A	8 44A	10 04A	11 09A	11 24A	12 34P
Oceanside, CA (LEGOLAND)	41	● & QT			7 01A	7 53A	7 55A	8 58A	10 18A	11 25A	11 39A	12 49P
San Clemente Pier, CA	63	○										
San Juan Capistrano, CA	70	● & QT			7 31A		8 28A	9 29A	10 49A	11 55A	12 10P	1 21P
Laguna Niguel/Mission Viejo, CA	74	○ & QT					8 35A	9 36A				
Irvine, CA	83	● & QT			7 46A	8 35A	8 46A	9 47A	11 05A	12 10P	12 28P	1 36P
Santa Ana, CA	92	● & QT			23 00A	5 20A	8 57A	9 58A	11 17A	12 21P	12 39P	1 49P
Orange, CA -Metrolink Station	94	○ & QT					9 02A	10 03A				
Anaheim, CA (Disneyland®)	97	● & QT			8 06A	8 53A	9 08A	10 09A	11 26A	12 30P	12 48P	1 58P
Fullerton, CA	102	● & QT			23 20A	5 50A	8 17A	10 18A	11 36A	12 39P	12 58P	2 08P
<b>LOS ANGELES, CA</b>	128	● & QT	Ar		24 00A	7 35A	8 50A	10 50A	12 15P	1 15P	1 35P	2 40P
Glendale, CA	134	○ & QT	Dp		24 10A	7 35A	9 05A		12 30P			2 55P
Burbank-Bob Hope Airport, CA	142	○ & QT			24 25A	7 48A	9 18A		12 43P			3 08P
Van Nuys, CA -Amtrak Station	147	● & QT			24 40A	8 00A	9 30A		12 55P			3 20P
Chatsworth, CA	157	○ & QT				8 10A	9 40A		1 05P			3 30P
Simi Valley, CA	164	○ & QT				8 26A	9 53A		1 18P			3 43P
Moorpark, CA	175	○ & QT				8 45A	10 05A		1 30P			3 59P
Camarillo, CA	186	○ & QT				8 57A			1 43P			
Oxnard, CA	195	● & QT				9 10A	10 27A		1 56P			4 22P
Ventura, CA	205	○				9 21A	10 40A		2 07P			4 35P
Carpinteria, CA	221	○				9 35A	10 54A		2 21P			4 49P
<b>SANTA BARBARA, CA</b>	232	● & QT	Ar			9 57A	11 16A		2 45P			5 11P
Goleta, CA	241	○	Dp			10 12A	11 34A		3 03P			5 30P
Solvang, CA	253	○ & QT				10 15A	11 40A		3 10P			5 33P
Buellton, CA-Burger King	268	○				10 27A	11 55A		3 20P			5 45P
Lompoc, CA-Visitors Center	284	○ & QT					12 30P		4 00P			
Lompoc-Surf Station, CA	300	○					12 25P		4 00P			
Guadalupe-Santa Maria, CA	326	○ & QT				11 33A			4 30P			
Santa Maria, CA-IHOP	327	○ & QT				12 09P			4 55P			
Grover Beach, CA	338	○ & QT					1 10P		5 05P			7 00P
<b>SAN LUIS OBISPO, CA</b>	350	● & QT	Ar		12 45P	2 00P			5 05P			7 38P
					12 45P	2 00P			5 30P			7 55P
									5 15P			8 30P



**Connecting Local Services in Southern California**

**Metrolink** provides commuter rail service from Los Angeles Union Station including Lancaster, the Antelope Valley, downtown Burbank, Oxnard, Riverside, San Bernardino, and supplements Pacific Surfliner service between Oxnard and Oceanside (through Los Angeles). (800) 371-5465; metrolinktrains.com

**Los Angeles County Metropolitan Transit Authority** provides bus, subway, and light rail services in the Los Angeles area; MTA's Red and Gold lines originate at Union Station. Rail connections available to Los Angeles International Airport. (800) 266-6883; mta.net

**North County Transit District** operates the Coaster commuter rail service which supplements the Pacific Surfliner between San Diego and Oceanside including additional stops at Encinitas and Carlsbad. The Sprinter operates frequent daily rail service between Oceanside, Vista, San Marcos and Escondido. The Breeze also provides bus service at many Pacific Surfliner stations. (760) 966-6500; www.gonctd.com

**San Diego Metropolitan Transit System** operates bus and San Diego Trolley light rail service. Direct service to San Diego's Amtrak station. Cross-platform transfer at San Diego-Old Town station for San Diego Chargers home games at Qualcomm Stadium and at San Diego Amtrak Station for San Diego Padres games at Petco Park. (619) 233-3004; sdcommute.com

See pages 2 and 3 for Services, Symbols and Reference Marks; and page 8 for Route Map.

**Airport Connections**

**Los Angeles International Airport**

FlyAway bus service operates directly from Los Angeles Union Station to all terminals of Los Angeles International Airport. Buses depart on the half hour from 5:00 a.m.-1:00 a.m. and hourly thereafter. Travel time is 40-45 minutes. Bus tickets (\$7.00 adult) are available at the 24-hour kiosk at Berth 9 at the Gateway Transit Center on the east side of Union Station. No reservations needed. Limited FlyAway service also available from Irvine rail station. Contact: www.lawa.org, 1-866-435-9529 or (818) 994-5554.

**Burbank-Bob Hope Airport**

The Burbank-Bob Hope Airport train station/Thruway bus stop is one short block from the main air terminal. Shuttle service between the rail station and airport terminal is available on call from the courtesy telephone on the sidewalk by the Empire Avenue crosswalk. Rental car agencies are located between the rail station and airport.

Train Number ▶	577	579	583	785	587	589	591	595	597	5811			
Normal Days of Operation ▶	SaSu	Mo-Fr	Daily	Daily	SaSu	Mo-Fr	SaSu	Daily	FrSu	Daily			
Will Also Operate ▶	5/30,7/4,9/5				5/30,7/4,9/5		5/30,7/4,9/5		5/30,7/4,9/5				
Will Not Operate ▶		5/30,7/4,9/5				5/30,7/4,9/5							
On Board Service ▶													
	Mile	Symbol	▼										
<b>SAN DIEGO, CA</b>	0	● & QR	Dp	12 55P	1 25P	3 00P	4 00P	5 20P	5 55P	6 20P	8 20P	9 15P	210 15P
(Tijuana)													
San Diego, CA -Old Town	3	○ & QR					R4 06P	R5 27P		R6 27P			
Solana Beach, CA	26	● & QR		1 29P	1 59P	3 34P	4 35P	5 56P	6 29P	6 56P	8 54P	9 49P	210 45P
Oceanside, CA (LEGOLAND)	41	● & QR		1 44P	2 14P	3 50P	4 52P	6 10P	6 44P	7 10P	9 09P	10 04P	211 15P
San Clemente Pier, CA	63	○				4 11P	5 15P						
San Juan Capistrano, CA	70	● & QR		2 14P	2 47P	4 22P	5 26P	6 40P	7 25P	7 40P	9 41P	10 38P	211 50P
Laguna Niguel/Mission Viejo, CA	74	○ & QR											
Irvine, CA	83	● & QR		2 29P	3 03P	4 37P	5 41P	6 55P	7 44P	7 55P	9 56P	10 53P	212 05A
Santa Ana, CA	92	● & QR		2 40P	3 14P	4 48P	5 52P	7 09P	8 00P	8 09P	10 09P	11 06P	212 25A
Orange, CA -Metrolink Station	94	○ & QR											
Anaheim, CA (Disneyland®)	97	● & QR		2 49P	3 23P	4 57P	6 01P	7 18P	8 09P	8 18P	10 18P	11 15P	
Fullerton, CA	102	● & QR		2 58P	3 34P	5 08P	6 10P	7 29P	8 20P	8 29P	10 29P	11 26P	212 45A
<b>LOS ANGELES, CA</b>	128	● & QR	Ar	3 35P	4 05P	5 45P	6 45P	8 05P	8 55P	9 05P	11 05P	11 59P	21 30A
Glendale, CA	134	○ & QR	Dp				7 00P	7 13P	7 13P	7 13P			21 45A
Burbank-Bob Hope Airport, CA	142	○ & QR					7 25P	9 25P	9 35P				2 00A
Van Nuys, CA-Amtrak Station	147	● & QR					7 35P	9 45P	10 00P				36 2 15A
Chatsworth, CA	157	○ & QR					7 48P	D10 05P	D10 20P				
Simi Valley, CA	164	○ & QR					8 00P	D10 25P	D10 40P				
Moorpark, CA	175	○ & QR						D10 40P	D10 55P				
Camarillo, CA	186	○ & QR					8 27P	D10 50P	D11 05P				
Oxnard, CA	195	● & QR					8 38P	D11 00P	D11 15P				
Ventura, CA	205	○					8 57P	D11 15P	D11 30P				
Carpinteria, CA	221	○ & QR					9 19P	D11 30P	D11 45P				
<b>SANTA BARBARA, CA</b>	232	● & QR	Ar				D9 37P	D11 50P	D12 05A				
Goleta, CA	241	○	Dp				9 55P	12 05A	12 20A				
Solvang, CA	253	○ & QR					D10 35P						
Buellton, CA-Burger King	268	○					D10 30P						
Lompoc, CA-Visitors Center	284	○ & QR											
Lompoc-Surf Station, CA	300	○											
Guadalupe-Santa Maria, CA	326	○ & QR											
Santa Maria, CA-IHOP	327	○ & QR					D11 15P						
Grover Beach, CA	338	○ & QR					11 40P						
<b>SAN LUIS OBISPO, CA</b>	350	● & QR	Ar				12 05A						

Pacific Surfliner Thruway Bus Connections

Los Angeles • Long Beach • San Pedro

571/573/774	577/579	785/784	589/591/796/11	Connecting Train Number		566/799	572/769	578/775	580/582/785	
5702	5712	5714	5716	Thruway Number		5713	5715	5717	5703	
Daily	Daily	Daily	Daily	▼	Days of Operation	▲	Daily	Daily	Daily	
2 50P	4 30P	7 00P	10 10P	Dp	Los Angeles, CA-Union Station	Ar	7 05A	10 25A	12 55P	2 55P
D3 45P	D5 25P	D7 55P	D11 05P	▼	Long Beach, CA-Denny's	▲	R5 55A	R9 30A	R12 01P	R2 00P
D4 00P	D5 40P	D8 10P	D11 20P	▼	Long Beach, CA-Queen Mary	▲			R11 45A	R1 45P
D4 15P	D5 55P	D8 25P	D11 35P	▼	San Pedro, CA-Catalina Terminal	▲	R5 30A	R9 05A	R11 25A	R1 25P
4 25P	6 05P	8 35P	11 45P	Ar	San Pedro, CA-Library	Dp	5 15A	8 50A	11 10A	1 10P

All Pacific Surfliner Thruway Bus Connections above require reservations.

Shading Key

<b>NEW!</b> Express service train
Unreserved service
Thruway and connecting services

The Pacific Surfliner is primarily financed through funds made available by the California Department of Transportation.

Amtrak Sightseer Packages

SeaWorld Sightseer\*

Popular California Destinations

Amtrak offers special Sightseer Packages that allow you to book your travel and purchase discounted admission tickets (available only through Amtrak). Popular Sightseer destinations include Legoland California Resort, San Diego Zoo, San Francisco Bay Cruise, SeaWorld, and Six Flags Discovery Kingdom. All packages include bus transfers, attraction admissions, and can only be booked by calling 1-800-USA-RAIL (not available online). For information, visit AmtrakCalifornia.com.

Santa Fe Depot to Zoo and SeaWorld	Zoo to Santa Fe Depot	SeaWorld to Santa Fe Depot
Mo-Fr	SaSu	Daily
9 20A	11 30A	4 00P
10 20A	* Transfer at Santa Fe Depot to Coach America shuttle	

# CALIFORNIA COASTAL SERVICES-Southbound

Train Name ▶	Capitol Corridor		Pacific Surfliner	Capitol Corridor	Capitol Corridor	Coast Starlight	Capitol Corridor	Capitol Corridor	Capitol Corridor			
	Pacific Surfliner	Pacific Surfliner	Pacific Surfliner	Pacific Surfliner	Pacific Surfliner	Pacific Surfliner	Pacific Surfliner	Pacific Surfliner	Pacific Surfliner			
Train Number ▶	551/768	749/768	784	523/798/592	723/792/592	11/796	527/796	727/796	537/737			
Normal Days of Operation ▶	Mo-Fr	SaSuHo	Daily	Mo-Fr	SaSuHo	Daily	Mo-Fr	SaSuHo	Daily			
On Board Service ▶	☺ ☺	☺ ☺	☺ ☺	☺ ☺	☺ ☺	☺ ☺ ☺	☺ ☺	☺ ☺	☺			
Roseville, CA [54]	0	○ ☺	Ar	☺☺5 40P			☺☺5 35A	☺☺5 35A	☺☺5 35A	☺☺11 05A		
<b>SACRAMENTO, CA</b>	18	● ☺ QR	Ar	7 40P	7 10P	5 30A	5 40A	☺☺6 35A	7 00A	7 40A	12 10P	
Davis, CA	31	● ☺ QR		7 55P	7 25P	5 45A	5 55A	☺☺6 50A	7 15A	7 55A	12 25P	
Suisun-Fairfield, CA	58	○ ☺ QR		8 19P	7 49P	6 09A	6 19A	7 39A	8 19A	8 19A	12 49P	
Martinez, CA	75	● ☺ QR		8 40P	8 10P	6 30A	6 40A	☺☺7 34A	8 00A	8 40A	1 10P	
Richmond, CA	94	○ ☺ QR		9 05P	8 35P	6 55A	7 05A	8 04A	8 25A	9 05A	1 35P	
Berkeley, CA	100	○ ☺ QR		9 12P	8 42P	7 02A	7 12A	8 32A	9 12A	1 42P		
Emeryville, CA	102	● ☺ QR		9 20P	8 50P	☺☺R6 05A	7 10A	7 20A	☺☺8 25A	8 40A	9 20A	1 50P
<b>OAKLAND, CA</b>	107	● ☺ QR	Ar	9 38P	9 08P	☺☺7 21A	☺☺7 31A	8 40A	☺☺8 51A	☺☺9 31A	2 01P	
-Jack London Square			Dp	☺☺10 00P	☺☺10 00P	☺☺R5 55A	☺☺7 55A	☺☺7 55A	☺☺8 50A	☺☺9 55A	☺☺9 55A	2 03P
<b>Oakland Coliseum, CA.</b>	112	○ ☺ QR	Ar	☺☺10 45P	☺☺10 45P	☺☺R6 35A	☺☺R8 30A	☺☺R8 30A	☺☺R10 30A	☺☺R10 30A	☺☺R10 30A	2 12P
San Francisco, CA-Ferry Bldg.		● ☺ QR										
Hayward, CA	120	○ ☺ QR				7 43A	7 53A	9 13A	9 53A	2 23P		
Fremont-Centerville, CA	132	○ ☺ QR				7 59A	8 09A	9 29A	10 09A	2 39P		
Santa Clara-Great America, CA	143	○ ☺ QR				8 16A	8 26A	9 46A	10 26A	2 56P		
<b>SAN JOSE, CA</b>	150	● ☺ QR	Ar	☺☺11 55P	☺☺11 55P	☺☺7 30A	8 35A	8 45A	9 55A	10 10A	10 45A	3 15P
Salinas, CA	221	● ☺	Dp	☺☺11 59P	☺☺11 59P	☺☺7 35A	☺☺9 45A	☺☺9 45A	☺☺10 07A	☺☺11 35A	☺☺11 35A	☺☺3 25P
King City, CA-McDonald's		○ ☺		☺☺1 20A	☺☺1 20A	☺☺8 45A	☺☺10 50A	☺☺10 50A	☺☺11 48A	☺☺12 40P	☺☺12 40P	☺☺4 40P
Paso Robles, CA [54]	318	○ ☺		☺☺M2 15A	☺☺M2 15A	☺☺M9 40A	☺☺M11 50A	☺☺M11 50A		☺☺M1 40P	☺☺M1 40P	☺☺MD5 35P
Atascadero, CA-Denny's	328	○ ☺		☺☺3 15A	☺☺3 15A	☺☺10 40A	☺☺12 50P	☺☺12 50P	1 38P	☺☺2 40P	☺☺2 40P	☺☺D6 20P
San Luis Obispo, CA-Cal Poly	352	○ ☺		☺☺3 50A	☺☺3 50A	☺☺R10 10A	☺☺1 25P	☺☺1 25P		☺☺2 55P	☺☺2 55P	
<b>SAN LUIS OBISPO, CA</b>	353	● ☺ QR	Ar	☺☺3 55A	☺☺3 55A	☺☺10 30A	☺☺1 45P	☺☺1 45P	3 07P	☺☺3 30P	☺☺3 40P	☺☺7 00P
Grover Beach, CA	366	○ ☺	Dp	☺☺4 00A	☺☺4 00A	☺☺10 35A	☺☺2 00P	☺☺2 00P	☺☺3 20P	☺☺3 40P	☺☺3 50P	☺☺7 10P
Santa Maria, CA-IHOP	378	○ ☺		☺☺4 25A	☺☺4 25A	☺☺11 00A	2 20P	2 20P		☺☺4 10P	☺☺4 10P	☺☺D7 30P
Guadalupe-Santa Maria, CA	379	○ ☺		☺☺4 50A	☺☺4 50A	☺☺R11 25A				☺☺4 35P	☺☺4 35P	☺☺D7 55P
Lompoc-Surf Station, CA	406	○ ☺					2 36P	2 36P				
Lompoc, CA-Visitors Center	422	○ ☺				☺☺R12 10P	3 10P	3 10P				
Buellton, CA-Burger King		○ ☺		☺☺5 20A	☺☺5 20A	☺☺R12 30P				☺☺5 05P	☺☺5 05P	☺☺D8 30P
Solvang, CA-Solvang Park	454	○ ☺		☺☺5 30A	☺☺5 30A	☺☺R12 40P				☺☺5 15P	☺☺5 15P	☺☺D8 40P
Goleta, CA	465	○ ☺		6 30A	6 30A	1 45P	4 16P	4 16P		6 45P	6 45P	
<b>SANTA BARBARA, CA</b>	474	● ☺	Ar	☺☺6 30A	☺☺6 30A	☺☺1 45P	☺☺4 28P	☺☺4 28P	6 10P	☺☺6 40P	☺☺6 40P	☺☺9 30P
Carpinteria, CA	484	○ ☺	Dp	☺☺6 46A	☺☺6 46A	☺☺2 00P	☺☺4 31P	☺☺4 31P	☺☺6 17P	☺☺6 59P	☺☺6 59P	
Ventura, CA	500	○ ☺		7 01A	7 01A	2 16P	4 46P	4 46P		7 15P	7 15P	
Oxnard, CA	510	● ☺ QR		7 23A	7 23A	2 41P	5 08P	5 08P		7 37P	7 37P	
Camarillo, CA	520	○ ☺		☺☺7 37A	☺☺7 37A	☺☺2 58P	☺☺5 22P	☺☺5 22P	☺☺D7 05P	☺☺7 51P	☺☺7 51P	
Moorpark, CA	530	○ ☺		7 48A	7 48A	3 09P				8 02P	8 02P	
Simi Valley, CA	541	○ ☺ QR		8 06A	8 06A	3 21P	6 15P	5 50P				
Chatsworth, CA	549	○ ☺ QR		8 22A	8 22A	3 37P	6 31P	6 06P	☺☺D7 38P	8 35P	8 35P	
Van Nuys, CA-Amtrak Station	558	● ☺ QR		8 35A	8 35A	3 50P	6 44P	6 19P		8 47P	8 47P	
Burbank-Bob Hope Airport, CA ↗	564	○ ☺		☺☺8 50A	☺☺8 50A	☺☺4 16P	☺☺6 57P	☺☺6 32P	☺☺D8 05P	☺☺9 04P	☺☺9 04P	
Glendale, CA	571	○ ☺		8 58A	8 58A	4 25P	7 05P	6 40P	☺☺D8 15P	9 12P	9 12P	
<b>LOS ANGELES, CA ↗ [54]</b>	577	● ☺ QR	Ar	9 14A	9 14A	4 38P	7 18P	6 53P		9 25P	9 25P	
Fullerton, CA	603	● ☺ QR	Dp	9 25A	9 25A	4 55P	7 40P	7 15P	☺☺9 00P	☺☺9 45P	☺☺9 45P	
Anaheim, CA (Disneyland®) [54]	608	● ☺		☺☺9 40A	☺☺9 40A	☺☺5 10P	☺☺8 30P	☺☺8 30P	☺☺10 10P	☺☺10 10P	☺☺10 10P	
Santa Ana, CA	613	● ☺		☺☺10 10A	☺☺10 10A	☺☺5 40P	9 02P	9 02P	☺☺10 40P	☺☺10 40P	☺☺10 40P	
Irvine, CA	623	● ☺		☺☺10 21A	☺☺10 21A	5 49P	9 11P	9 11P	☺☺10 49P	☺☺10 49P	☺☺10 49P	
San Juan Capistrano, CA	635	● ☺		☺☺10 30A	☺☺10 30A	5 58P	9 20P	9 20P	☺☺10 58P	☺☺10 58P	☺☺10 58P	
San Clemente Pier, CA	643	○ ☺		10 41A	10 41A	6 11P	9 31P	9 31P	11 09P	11 09P	11 09P	
Oceanside, CA (LEGOLAND)	664	● ☺ QR		11 00A	11 00A	6 25P	9 48P	9 48P	11 23P	11 23P	11 23P	
Solana Beach, CA	680	● ☺ QR		11 11A	11 11A							
San Diego-Old Town, CA	702	○ ☺ QR		☺☺11 33A	☺☺11 33A	☺☺6 57P	10 19P	10 19P	☺☺11 55P	☺☺11 55P	☺☺11 55P	
<b>SAN DIEGO, CA</b>	705	● ☺ QR	Ar	☺☺11 49A	☺☺11 49A	7 13P	10 35P	10 35P	12 11A	12 11A	12 11A	
(Tijuana)				☺☺D12 17P	☺☺D12 17P	☺☺D11 03P	☺☺D11 03P	☺☺D11 03P	☺☺D12 39A	☺☺D12 39A	☺☺D12 39A	
				☺☺12 25P	☺☺12 25P	☺☺7 50P	☺☺11 15P	☺☺11 15P	☺☺12 50A	☺☺12 50A	☺☺12 50A	

### Service on California Coastal Routes

- M Meal stop.
- [54] Disneyland® is located 2 1/2 miles from Anaheim station.
- [56] Will stop at Old Town on Saturdays, Sundays and holidays.
- [58] Bus 4784 operates express service to Santa Barbara via San Luis Obispo.

- [55] For detailed service information for the Capitol Corridor between Reno and San Jose, please refer to our corresponding wallet timetable product (W34).
- [56] For detailed service information for the Pacific Surfliner between San Luis Obispo and San Diego, please refer to pages 2-5.

- [57] For detailed service information for the Coast Starlight between Seattle and Los Angeles, please refer to our corresponding wallet timetable product (P11).
- [58] Train departs Oakland two minutes after arrival and makes connection with southbound coastal bus at San Jose.

**Smoking is prohibited.**

Train Name ▶ [icon] [icon] [icon]			Capitol Corridor	Capitol Corridor	Pacific Surfliner Capitol Corridor	Pacific Surfliner Capitol Corridor	Pacific Surfliner Capitol Corridor	Pacific Surfliner Coast Starlight	Pacific Surfliner	Pacific Surfliner	Pacific Surfliner Capitol Corridor	Pacific Surfliner Capitol Corridor	
Train Number ▶			532	734	799/544/744	763/546	763/748	763/14	769	775	785/522	785/720	
Normal Days of Operation ▶			Mo-Fr	SaSuHo	Daily	Mo-Fr	SaSuHo	Daily	Daily	Daily	Mo-Fr	SaSuHo	
On Board Service ▶			[cup]	[cup]	[cup]	[cup]	[cup]	[cup]	[cup]	[cup]	[cup]	[cup]	
	Mile	Symbol	▼										
<b>SAN DIEGO, CA</b> (Tijuana)	0	● & QT	Dp										
San Diego-Old Town, CA	3	○ [icon]	↓										
Solana Beach, CA	26	● & QT											
Oceanside, CA (LEGOLAND)	41	● & QT											
San Clemente Pier, CA	63	○											
San Juan Capistrano, CA	70	● & QT											
Irvine, CA	83	● & QT											
Santa Ana, CA	92	● & QT											
Anaheim, CA (Disneyland®) [54]	97	● & QT											
Fullerton, CA	102	● & QT											
<b>LOS ANGELES, CA</b> ↑ [88]	128	● & QT		Ar Dp									
Glendale, CA	134	○ [icon]											
Burbank-Bob Hope Airport, CA ↑	142	○ [icon]											
Van Nuys, CA-Amtrak Station	147	● & QT											
Chatsworth, CA	157	○ [icon]											
Simi Valley, CA	164	○ [icon]											
Moorestown, CA	175	○ [icon]											
Camarillo, CA	186	○ [icon]											
Oxnard, CA	195	● & QT											
Ventura, CA	205	○ [icon]											
Carpinteria, CA	221	○ [icon]											
<b>SANTA BARBARA, CA</b>	232	● & QT	Ar Dp										
Goleta, CA	241	○ [icon]											
Solvang, CA-Solvang Park	279	○ [icon]											
Buellton, CA-Burger King		○											
Lompoc, CA-Visitors Center	288	○ [icon]											
Lompoc-Surf Station, CA	300	○											
Guadalupe-Santa Maria, CA	326	○ [icon]											
Santa Maria, CA-IHOP	327	○ [icon]											
Grover Beach, CA	338	○ [icon]											
<b>SAN LUIS OBISPO, CA</b>	350	● & QT	Ar Dp										
San Luis Obispo, CA-Cal Poly	351	○											
Atascadero, CA-Denny's	375	○											
Paso Robles, CA [86]	385	○ [icon]											
King City, CA-McDonald's		○ [icon]											
Salinas, CA	483	● [icon]											
<b>SAN JOSE, CA</b>	554	● & QT	Ar Dp										
Santa Clara-Great America, CA	561	○ [icon]											
Fremont-Centerville, CA	573	○ [icon]											
Hayward, CA	585	○ [icon]											
San Francisco, CA-Ferry Bldg.		● & QT											
Oakland Coliseum, CA	593	○ [icon]											
<b>OAKLAND, CA</b> -Jack London Square	598	● [icon]	Ar Dp										
Emeryville, CA	603	● & QT											
Berkeley, CA	604	○ [icon]											
Richmond, CA	610	○ [icon]											
Martinez, CA	630	● & QT											
Suisun-Fairfield, CA	647	○ [icon]											
Davis, CA	674	● & QT											
<b>SACRAMENTO, CA</b>	687	● & QT											
Roseville, CA [85]	705	○ [icon]	Ar										

See page 3 for Symbols and page 8 for Route Map, Connecting Local Services and Airport Connections.

Shading Key
Reserved long-distance train
Unreserved service
Corridor service
Thruway and connecting services



**Thruway is *The Way to See More of California!***  
 Try seamless, convenient, dedicated Thruway Buses to more than 175 additional destinations in California and Nevada that are not served by rail. They connect with trains to and from Amtrak California Stations. For more information visit [AmtrakCalifornia.com](http://AmtrakCalifornia.com).

*is the way to see more of California*

## Pacific Surfliner

Amtrak California's Pacific Surfliner meanders along the majestic California coastline from San Luis Obispo through prime destinations such as Santa Barbara, Los Angeles, San Juan Capistrano, and San Diego. Along with business and vacation travelers, cyclists and surfers are welcome on board with bikes and boards. Lose yourself and the stress of Southern California traffic while viewing breathtaking images of the panoramic coastline.

Whether your journey takes you to San Luis Obispo's sun-drenched central coast

wine country, the

entertainment capital of Los

Angeles, the San Diego Zoo, SeaWorld, or Balboa Park –

Amtrak California's Pacific Surfliner welcomes

you.

- San Luis Obispo
- Grover Beach
- Lompoc-Surf Sta.
- Santa Barbara
- Ventura
- Camarillo
- Simi Valley
- Van Nuys
- Glendale
- Fullerton
- Orange
- Irvine
- San Juan Capistrano
- Oceanside
- San Diego (Old Town)
- San Luis Obispo
- Guadalupe-Santa Maria
- Goleta
- Carpinteria
- Oxnard
- Moorpark
- Chatsworth
- Burbank
- Los Angeles
- Anaheim
- Santa Ana
- Laguna Niguel
- San Clemente
- Solana Beach
- San Diego

Las Vegas



— Capitol Corridor®  
— San Joaquin®  
— Pacific Surfliner®  
— Other Amtrak Train Routes  
— Thruway Connecting Services  
— Seasonal Services

0 25 50 75 mi  
 0 25 50 75 100 km

*How Convenient Can Travel Get?*  
 Visit [AmtrakCalifornia.com](http://AmtrakCalifornia.com)  
 or  
 call 1-800-USA-RAIL