

Effective APRIL 19, 2010

NORTHEAST CORRIDOR
BOSTON/SPRINGFIELD
and
WASHINGTON

Experience a journey.

BOSTON - PROVIDENCE
SPRINGFIELD - HARTFORD
NEW HAVEN - NEW YORK
WASHINGTON

And intermediate stations

Call 1-800-USA-RAIL



Visit AMTRAK.COM

**THIS TIMETABLE SHOWS ALL AMTRAK THROUGH SERVICE TO STATIONS
BETWEEN BOSTON, MA AND SPRINGFIELD, MA AND WASHINGTON, DC**

*Also see timetable Form W2 for complete
Washington and Philadelphia to New York schedules.*





Amtrak Mobile — Access on the Go






Wireless access to Amtrak.com just got better. Thanks to new technology, access to Amtrak.com from your BlackBerry™, Treo™ or web-enabled phone is greatly enhanced.

Make a reservation, check train status, access your Amtrak.com and Amtrak Guest Rewards accounts, or sign up for train alerts just about anywhere – sitting in a taxi, riding onboard a train, or running routine errands.

Easy to view. Easy to book... It's the nation's passenger railway system in a convenient, handheld package.

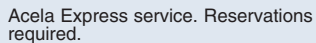
Visit Amtrak.com and book on-the-go.

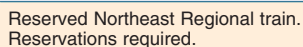
Service

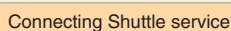
-  Business class service available.
-  Amtrak Quiet car®.
-  All-reserved train, reservations required.
-  First class service available.
-  Sandwiches, snacks and beverages.

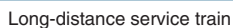
Smoking is prohibited.

Shading Key










 Acela Express service. Reservations required.

 Reserved Northeast Regional train. Reservations required.

 Connecting Shuttle service

 Long-distance service train

Symbols and Reference Marks

- A** Time Symbol for A.M.
- D** Stops only to discharge passengers; train may leave before time shown.
- L** Stops to receive and discharge passengers; train may leave before time shown.
- N** Time Symbol for Noon
- P** Time Symbol for P.M.
- R** Stops only to receive passengers.
-  Quik-Trak self-serve ticketing kiosk available for credit/debit card sales.
-  Connecting Thruway bus.
-  Airport connection.
-  Connecting ferry service.
-  Checked Baggage services at stations indicated.
-   Van/Car service available from Kingston, RI station to Newport, RI. Reservations required. Call 401-295-1100 for information and reservations.
-   Martha's Ferry - seasonal shuttle service from Kingston, R.I. station to Quonset Point, R.I. Operated by Fast Ferry. Reservations required. Call (401) 295-4040 for information and reservations.

For reservations and information, visit Amtrak.com, or call 1-800-USA-RAIL or your travel agent.

Most trains offer sandwich, snack, and beverages.

Money saving 10-trip and monthly Smart Pass tickets available between most stations.

Southbound Boston • Providence • Springfield • Hartford • New Haven • New York • Philadelphia • Washington

| Train Name ▶ | Northeast Regional | Acela Express | Northeast Regional | Acela Express | Northeast Regional | Northeast Regional | Acela Express | Northeast Regional | Northeast Regional | Acela Express | Northeast Regional | Northeast Regional | Acela Express | Northeast Regional | Northeast Regional | Acela Express | Northeast Regional | Acela Express | Northeast Regional | Acela Express | Northeast Regional | |
|--|--------------------|---------------|--------------------|---------------|--------------------|--------------------|---------------|--------------------|--------------------|---------------|--------------------|--------------------|---------------|--------------------|--------------------|---------------|--------------------|---------------|--------------------|---------------|--------------------|--------------|
| Train Number ▶ | 67 | 2151 | 141 | 2153 | 143 | 95/495 | 2155 | 195/405 | 147 | 2251 | 171 | 145 | 2159 | 99 | 83/93/493 | 161/401 | 2253 | 2163 | 173 | 2165 | 163/463 | |
| Normal Days of Operation ▶ | Daily | Mo-Fr | Mo-Fr | Mo-Fr | SaSu | Mo-Fr | Mo-Fr | SaSu | Sa | Sa | Mo-Fr | Su | Mo-Fr | SaSu | Mo-Fr | SaSu | Mo-Fr | Mo-Fr | Mo-Fr | Mo-Fr | SaSu | |
| Will Also Operate ▶ | | | | | 5/31,7/5,9/6 | | | 5/31,7/5,9/6 | 5/30,7/4,9/5 | 5/30,7/4,9/5 | | 5/31,7/5,9/6 | | 5/31,7/5,9/6 | | 5/31,7/5,9/6 | | | | | 5/31,7/5,9/6 | |
| Will Not Operate ▶ | | 5/31,7/5,9/6 | 5/31,7/5,9/6 | 5/31,7/5,9/6 | | 5/31,7/5,9/6 | 5/31,7/5,9/6 | | | 5/31,7/5,9/6 | 5/30,7/4,9/5 | 5/31,7/5,9/6 | | 5/31,7/5,9/6 | | 5/31,7/5,9/6 | | 5/31,7/5,9/6 | 5/31,7/5,9/6 | 5/31,7/5,9/6 | | 5/31,7/5,9/6 |
| On Board Service ▶ | RB | RB | RB | RB | RB | RB | RB | RB | RB | RB | RB | RB | RB | RB | RB | RB | RB | RB | RB | RB | RB | RB |
| BOSTON, MA -South Station (ET) Dp | 9 25P | 5 10A | | 6 10A | | 6 15A | 7 15A | 6 40A | | 8 10A | 8 15A | | 9 15A | 8 40A | 9 35A | 9 40A | 11 10A | 11 15A | 11 05A | 12 15P | 11 40A | |
| Boston, MA-Back Bay | R 9 30P | R 5 15A | | R 6 15A | | R 6 20A | R 7 20A | R 6 45A | | R 8 14A | R 8 20A | | R 9 20A | R 8 45A | R 9 40A | R 9 45A | R 11 14A | R 11 20A | R 11 10A | R 12 20P | R 11 45A | |
| Route 128, MA | R 9 44P | R 5 24A | | R 6 24A | | R 6 30A | R 7 29A | R 6 55A | | R 8 23A | R 8 30A | | R 9 29A | R 8 55A | R 9 50A | R 9 55A | R 11 23A | R 11 29A | R 11 20A | R 12 29P | R 11 55A | |
| Providence, RI | 10 16P | 5 45A | | 6 45A | | 6 55A | 7 50A | 7 20A | | 8 45A | 8 55A | | 9 50A | 9 20A | 10 15A | 10 20A | 11 45A | 11 50A | 11 52A | 12 51P | 12 20P | |
| Kingston, RI (Newport) (ET) (9/10) | 10 42P | | | | | 7 16A | 7 41A | 7 41A | | 9 16A | | | | 9 41A | 10 36A | 10 41A | | | 12 13P | 12 51P | 12 41P | |
| Westerly, RI | 10 59P | | | | | 7 30A | | 7 56A | | | | | | 10 00A | 10 51A | | | | | | 12 59P | |
| Mystic, CT | 11 11P | | | | | | | | | | | | | 10 10A | 11 02A | | | | | | | |
| New London, CT (Casino) | 11 25P | 6 30A | | | | 7 52A | | 8 18A | | 9 50A | | | | 10 25A | 11 17A | 11 17A | | | 12 47P | | 1 20P | |
| Old Saybrook, CT | 11 47P | | | | | 8 12A | | 8 40A | | 10 12A | | | | | 11 38A | 11 38A | | | 1 08P | | 1 40P | |
| Via Inland Route | | | | | | | | | | | | | | | | | | | | | | |
| Springfield, MA | | | 6 00A | | 6 30A | 7 10A | | 7 30A | 8 00A | | 9 05A | | | | 10 40A | 10 40A | | | | | 12 40P | |
| Windsor Locks, CT | | | 6 20A | | 6 50A | 7 28A | | 7 48A | | | | | | | 11 01A | 10 58A | | | | | 12 58P | |
| Windsor, CT | | | 6 25A | | 6 56A | 7 33A | | 7 53A | | | | | | | 11 07A | 11 03A | | | | | 1 03P | |
| Hartford, CT | | | 6 37A | | 7 08A | 7 45A | | 8 05A | 8 37A | | 9 40A | | | | 11 18A | 11 14A | | | | | 1 16P | |
| Berlin, CT | | | 6 51A | | L 7 21A | 7 58A | | 8 16A | 8 50A | | 9 53A | | | | 11 30A | 11 25A | | | | | 1 28P | |
| Meriden, CT | | | 7 01A | | L 7 31A | 8 08A | | 8 26A | 9 01A | | 10 02A | | | | 11 38A | 11 34A | | | | | 1 36P | |
| Wallingford, CT | | | 7 09A | | L 7 39A | 8 15A | | 8 33A | 9 09A | | 10 10A | | | | 11 45A | 11 42A | | | | | | |
| New Haven, CT | Ar | | | | 8 35A | 8 55A | | 8 55A | | | | | | | 12 03P | 12 00N | | | | | 2 05P | |
| NEW HAVEN, CT | Ar Dp | 12 25A | 7 13A | 7 28A | 8 13A | 8 00A | 8 43A | 9 09A | 9 30A | 10 18A | 10 41A | 10 30A | 11 18A | 11 09A | 12 09P | 12 08P | 1 18P | 1 18P | 1 38P | 2 18P | 2 09P | |
| Bridgeport, CT | | 12 45A | | 7 38A | 8 11A | 8 11A | 8 45A | 9 11A | 9 41A | 10 18A | 10 43A | 10 41A | 11 18A | 11 11A | 12 11P | 12 11P | | | 1 41P | 2 18P | 2 11P | |
| Stamford, CT | | 1 31A | 7 54A | 7 58A | 8 31A | 8 31A | | 9 31A | 10 01A | | 10 10A | 10 10A | 11 31A | 11 31A | 12 31P | 12 31P | | | 2 01P | | 2 31P | |
| New Rochelle, NY | | | 8 24A | 8 24A | 8 56A | 9 28A | 9 52A | 9 56A | 10 26A | 10 57A | 11 26A | 11 26A | 11 57A | 11 56A | 12 56P | 12 56P | 1 57P | 1 57P | 2 26P | 2 57P | 2 56P | |
| NEW YORK, NY | Ar Dp | 2 20A | 8 45A | 9 20A | 9 40A | 9 50A | 10 20A | 10 45A | 10 50A | 11 20A | 11 45A | 12 16P | 12 20P | 12 45P | 12 50P | 1 50P | 1 44P | 2 45P | 2 45P | 3 16P | 3 45P | |
| Newark, NJ | | 3 00A | 9 00A | 9 35A | 10 00A | 10 05A | 10 35A | 11 00A | 11 05A | 12 05P | 12 00N | 12 35P | 12 55P | 1 00P | 1 05P | 2 05P | 2 05P | 3 00P | 3 00P | 3 35P | 4 00P | |
| Newark Liberty Intl. Airport, NJ + | | 3 20A | 9 15A | 9 52A | 10 14A | 10 22A | 10 52A | 11 14A | 11 22A | 12 14P | 12 14P | 12 52P | 1 12P | 1 14P | 1 22P | 2 22P | 3 14P | 3 14P | 3 52P | 4 14P | 4 27P | |
| Metropark, NJ | | | | 9 57A | 10 28A | 10 28A | | 11 27A | 11 37A | 12 28P | 12 58P | | | 1 28P | 2 27P | 2 28P | | | | | 4 27P | |
| Trenton, NJ | | 3 36A | | 10 08A | 10 40A | 11 06A | 11 27A | 11 37A | 12 40P | 12 27P | 1 08P | | | 1 27P | 1 40P | 2 40P | 3 27P | | | | 4 39P | |
| PHILADELPHIA, PA -30th St. Station | Ar Dp | 4 03A | 10 32A | 11 03A | 11 30A | 12 03P | 1 03P | 1 32P | 1 47P | | | | | 2 03P | 3 06P | 3 03P | | | | | 5 03P | |
| Wilmington, DE | | 4 35A | 10 08A | 10 57A | 11 07A | 11 30A | 11 57A | 12 28P | 1 30P | 1 59P | 2 14P | | | 2 30P | 3 32P | 3 30P | | | 4 52P | | 5 30P | |
| Aberdeen, MD | | 4 40A | 11 08A | 11 07A | 11 33A | 12 00N | 12 10P | 12 31P | 1 33P | 1 12P | 2 13P | | | 2 33P | 3 35P | 3 30P | | | 4 57P | | 5 33P | |
| Baltimore, MD | | 5 06A | 11 31A | 11 26A | 11 55A | 12 22P | 12 29P | 12 52P | 1 55P | 1 31P | 2 36P | 2 39P | | 2 29P | 3 56P | 3 55P | | | 5 17P | | 5 55P | |
| BWI Thurgood Marshall Air., MD + | | 6 08A | 11 09A | 12 17P | 12 09P | 12 43P | 1 13P | 1 12P | 1 40P | 2 43P | 2 15P | 3 27P | 3 25P | 3 12P | 4 42P | 4 45P | 5 15P | 5 09P | 6 02P | 6 11P | 6 43P | |
| New Carrollton, MD | | 6 19A | 11 19A | 12 27P | 12 19P | 12 53P | 1 25P | 1 50P | 2 53P | 2 24P | 3 37P | 3 35P | | 3 53P | 4 52P | 4 55P | 5 24P | 5 19P | 6 12P | 6 21P | 6 53P | |
| WASHINGTON, DC | Ar | L 6 42A | D 12 48P | D 11 49P | D 1 14P | 1 45P | | 2 13P | 3 12P | | 3 56P | D 3 54P | | 4 12P | 5 11P | D 5 19P | | | D 6 33P | | D 7 17P | |
| | | 6 55A | 11 47A | 12 59P | 12 47P | 1 25P | 2 00P | 1 47P | 2 25P | 3 30P | 2 52P | 4 12P | 4 10P | 3 47P | 4 28P | 5 25P | 5 30P | 5 52P | 6 44P | 6 49P | 7 28P | |

| Train Name ▶ | Acela Express | Acela Express | Northeast Regional | Northeast Regional | Vermont | Vermont | Acela Express | Acela Express | Northeast Regional | Northeast Regional | Acela Express | Acela Express | Northeast Regional | Acela Express | Acela Express | Northeast Regional | Northeast Regional | Northeast Regional | Northeast Regional | Northeast Regional |
|---|---------------|---------------|--------------------|--------------------|--------------|--------------|---------------|---------------|--------------------|--------------------|---------------|---------------|--------------------|---------------|---------------|--------------------|--------------------|--------------------|--------------------|--------------------|
| Train Number ▶ | 2255 | 2167 | 135 | 137 | 57 | 55 | 2171 | 2257 | 165/465 | 175/475 | 2259 | 2173 | 167/467 | 2297 | 2193 | 139 | 177 | 179/479 | 169/497 | 67 |
| Normal Days of Operation ▶ | Su | Mo-Fr | SaSu | Mo-Fr | SaSu | Mo-Fr | Mo-Fr | Su | SaSu | Mo-Fr | Su | Mo-Fr | Sa | Su | Mo-Fr | Su | Mo-Fr | Mo-Fr | SaSu | Daily |
| Will Also Operate ▶ | 5/31,7/5,9/6 | | 5/31,7/5,9/6 | | 5/31,7/5,9/6 | | 5/31,7/5,9/6 | 5/31,7/5,9/6 | 5/31,7/5,9/6 | | 5/31,7/5,9/6 | | 5/30,7/4,9/5 | 5/31,7/5,9/6 | | 5/31,7/5,9/6 | | | | 5/31,7/5,9/6 |
| Will Not Operate ▶ | 5/30,7/4,9/5 | 5/31,7/5,9/6 | | 5/31,7/5,9/6 | | 5/31,7/5,9/6 | 5/31,7/5,9/6 | 5/30,7/4,9/5 | 5/31,7/5,9/6 | 5/31,7/5,9/6 | 5/30,7/4,9/5 | 5/31,7/5,9/6 | | 5/30,7/4,9/5 | 5/31,7/5,9/6 | 5/30,7/4,9/5 | 5/31,7/5,9/6 | 5/31,7/5,9/6 | | |
| On Board Service ▶ | RB | RB | RB | RB | RB | RB | RB | RB | RB | RB | RB | RB | RB | RB | RB | RB | RB | RB | RB | RB |
| BOSTON, MA -South Station (ET) Dp | 1 10P | 1 15P | 1 45P | 1 40P | From Vermont | From Vermont | 3 15P | 3 22P | 3 12P | 3 25P | 4 10P | 4 30P | 4 45P | 5 10P | 5 20P | 5 40P | 5 35P | 6 45P | 6 40P | 9 25P |
| Boston, MA-Back Bay | R 1 14P | R 1 20P | R 1 50P | R 1 45P | | | R 3 20P | R 3 27P | R 3 17P | R 3 30P | R 4 14P | R 4 35P | R 4 50P | R 5 15P | R 5 25P | R 5 45P | R 5 40P | R 6 50P | R 6 45P | R 9 30P |
| Route 128, MA | R 1 23P | R 1 29P | R 2 00P | R 1 55P | | | R 3 29P | R 3 37P | R 3 27P | R 3 40P | R 4 23P | R 4 44P | R 5 00P | R 5 24P | R 5 34P | R 5 55P | R 5 50P | R 7 00P | R 6 55P | R 9 44P |
| Providence, RI | 1 44P | 1 50P | 2 20P | 2 20P | | | 3 50P | 3 57P | 3 57P | 4 05P | 4 45P | 5 05P | 5 24P | 5 45P | 5 55P | 6 20P | 6 15P | 7 24P | 7 20P | 10 16P |
| Kingston, RI (Newport) (ET) (9/10) | | | 2 46P | 2 41P | | | | | 4 20P | 4 26P | | | 5 45P | 5 45P | 5 55P | 6 41P | 6 36P | 7 45P | 7 41P | 10 42P |
| Westerly, RI | | | 4 34P | 2 55P | | | | | 4 44P | | | | 6 01P | | | 6 56P | 6 51P | | | 10 59P |
| Mystic, CT | | | | | | | | | 4 44P | | | | | | | 7 02P | | | | 11 11P |
| New London, CT (Casino) | | | 3 21P | 3 19P | | | | | 4 58P | 4 59P | | | 6 23P | | | 7 18P | 7 21P | 8 18P | 8 20P | 11 25P |
| Old Saybrook, CT | | | | 3 39P | | | | | 5 17P | 5 18P | | | 6 45P | | | 7 38P | 7 39P | | 8 40P | 11 47P |
| Via Inland Route | | | | | | | | | | | | | | | | | | | | |
| Springfield, MA | | | | | 2 50P | 2 50P | | | 4 10P | 4 05P | | | 5 25P | | | | | | | |
| Windsor Locks, CT | | | | | 3 12P | 3 12P | | | 4 29P | 4 23P | | | 5 44P | | | | | | | |
| | | | | | | | | | | | | | | | | | | | | |