

NORTHEAST CORRIDOR - Weekday Southbound

Effective March 10, 2018

serving NEW YORK - NEWARK - TRENTON - PHILADELPHIA - WILMINGTON - BALTIMORE - WASHINGTON, DC and intermediate stations

Amtrak.com
1-800-USA-RAIL

Train Name/Number	Frequency	Day	Depart New York	Depart Newark	Depart Newark Intl. Air.	Depart Metropark	Depart Trenton	Arrive Philadelphia	Depart Philadelphia	Depart Wilmington	Depart Baltimore	Depart BWI	Depart New Carrollton	Arrive Washington
Northeast Regional	67	Mo-Fr	3 25A	3 45A	---	4 00A	4 25A	4 52A	5 00A	5 22A	6 10A	6 25A	6 40A	7 00A
Northeast Regional	151	Mo-Fr	4 40A	R4 57A	---	5 12A	5 37A	6 09A	6 12A	6 33A	7 35A	7 48A	D8 07A	8 22A
Northeast Regional	111	Mo-Fr	5 30A	R5 46A	---	6 00A	6 28A	6 59A	7 01A	7 21A	8 08A	8 23A	D8 37A	8 56A
Palmetto	89	Mo-Fr	5 51A	R6 08A	---	6 22A	6 55A	7 26A	7 30A	7 52A	8 44A	8 57A	---	9 24A
Acela Express	2103	Mo-Fr	6 00A	R6 15A	---	6 28A	6 51A	7 16A	7 18A	7 37A	8 24A	---	---	9 01A
Acela Express	2107	Mo-Fr	7 00A	R7 15A	---	7 28A	---	8 14A	8 17A	8 36A	9 23A	---	---	10 00A
Northeast Regional	183	Mo-Fr	7 05A	R7 22A	---	7 36A	8 00A	8 30A	8 33A	8 53A	9 42A	9 56A	D10 10A	10 32A
Keystone Service	641	Mo-Fr	7 17A	R7 34A	---	---	---	8 17A	8 46A	---	---	---	---	---
Carolinian	79	Mo-Fr	7 25A	R7 44A	---	---	8 22A	8 49A	8 54A	9 17A	10 06A	---	---	10 47A
Acela Express	2109	Mo-Fr	8 00A	R8 15A	---	8 28A	---	9 12A	9 15A	9 34A	10 21A	---	---	10 58A
Northeast Regional	185	Mo-Fr	8 10A	8 27A	8 32A	8 45A	9 10A	9 38A	9 40A	10 01A	10 50A	11 03A	D11 17A	11 35A
Acela Express	2151	Mo-Fr	9 03A	9 18A	---	---	---	10 12A	10 15A	10 34A	11 21A	11 34A	---	12 01P
Keystone Service	643	Mo-Fr	---	9 46A	---	---	10 20A	10 50A	---	---	---	---	---	---
Northeast Regional	141	Mo-Fr	9 35A	9 52A	9 56A	10 09A	10 34A	11 05A	11 16A	11 37A	12 25P	12 39P	D12 52P	1 13P
Acela Express	2153	Mo-Fr	10 03A	10 18A	---	---	---	11 12A	11 15A	11 34A	12 20P	12 33P	---	1 00P
Northeast Regional	95	Mo-Fr	10 35A	10 53A	---	11 07A	11 30A	11 57A	12 02P	12 24P	1 15P	1 28P	1 43P	2 02P
Pennsylvanian	43	Daily	10 52A	R11 09A	---	---	11 44A	12 15P	---	---	---	---	---	---
Acela Express	2155	Mo-Fr	11 13A	11 28A	---	11 41A	---	12 31P	12 34P	12 53P	1 39P	---	---	2 13P
Northeast Regional	125	Mo-Fr	11 35A	11 52A	---	12 07P	12 31P	12 58P	1 01P	1 22P	2 20P	2 34P	2 48P	3 11P
Acela Express	2117	Mo-Fr	12 00N	R12 15P	---	---	---	1 12P	1 15P	1 34P	2 19P	---	---	2 57P
Keystone Service	645	Mo-Fr	12 05P	R12 22P	---	---	12 55P	1 25P	---	---	---	---	---	---
Northeast Regional	171	Mo-Fr	12 35P	12 52P	12 57P	1 10P	1 34P	2 04P	2 14P	2 35P	3 30P	3 45P	4 01P	4 20P
Keystone Service	609	Mo-Fr	12 54P	R1 10P	---	---	1 54P	2 23P	---	---	---	---	---	---
Acela Express	2159	Mo-Fr	1 00P	1 15P	---	---	---	2 10P	2 13P	2 32P	3 18P	3 33P	---	4 00P
Northeast Regional	133	Fr	1 09P	R1 25P	---	---	2 00P	2 28P	2 31P	2 52P	3 44P	3 59P	D4 12P	4 34P
Acela Express	2121	Mo-Fr	2 00P	R2 15P	---	---	---	3 09P	3 12P	3 31P	4 18P	4 31P	---	4 58P
Northeast Regional	83	Fr	2 02P	2 19P	---	2 34P	2 59P	3 26P	3 29P	3 50P	4 37P	4 50P	5 04P	5 22P
Northeast Regional	93	Mo-Th	2 02P	2 19P	---	2 34P	2 59P	3 26P	3 29P	3 50P	4 37P	4 50P	5 04P	5 22P
Keystone Service	647	Mo-Fr	2 11P	2 28P	2 34P	---	3 05P	3 33P	---	---	---	---	---	---
Keystone Service	649	Mo-Fr	2 44P	2 59P	3 05P	---	3 39P	4 12P	---	---	---	---	---	---
Acela Express	2163	Mo-Fr	3 04P	3 19P	---	---	---	4 15P	4 18P	4 37P	5 24P	5 37P	---	6 04P
Northeast Regional	85	Mo-Fr	3 05P	3 22P	---	3 37P	4 01P	4 28P	4 31P	4 53P	5 47P	6 01P	6 15P	6 30P
Acela Express	2165	Mo-Fr	4 02P	4 17P	---	---	---	5 11P	5 14P	5 33P	6 20P	6 33P	---	7 00P
Keystone Service	651	Mo-Fr	4 03P	R4 20P	---	---	4 55P	5 23P	---	---	---	---	---	---
Northeast Regional	173	Mo-Fr	4 05P	4 23P	4 28P	---	---	5 35P	5 38P	6 04P	6 58P	7 12P	D7 29P	7 48P
Northeast Regional	129	Mo-Fr	4 24P	4 41P	---	4 57P	5 21P	5 50P	5 53P	6 13P	7 06P	7 19P	D7 32P	7 49P
Keystone Service	653	Mo-Fr	4 47P	R5 04P	---	---	5 39P	6 07P	---	---	---	---	---	---
Acela Express	2167	Mo-Fr	5 00P	5 15P	---	---	---	6 09P	6 12P	6 30P	7 18P	7 31P	---	7 58P
Northeast Regional	193	Mo-Fr	5 27P	5 44P	---	---	---	6 48P	6 51P	7 10P	8 03P	8 16P	D8 29P	8 48P
Acela Express	2119	Mo-Fr	6 00P	R6 15P	---	---	---	7 09P	7 12P	7 31P	8 18P	8 31P	---	8 58P
Northeast Regional	137	Mo-Fr	6 25P	6 42P	6 47P	7 01P	7 25P	7 53P	7 56P	8 17P	9 04P	9 17P	D9 30P	9 53P
Keystone Service	655	Mo-Fr	6 35P	6 52P	---	---	7 29P	8 00P	---	---	---	---	---	---
Vermont	55	Mo-Fr	6 45P	7 03P	---	---	7 38P	8 09P	8 17P	8 39P	9 29P	---	D9 52P	10 08P
Acela Express	2171	Mo-Fr	7 04P	7 19P	---	---	---	8 13P	8 16P	8 35P	9 23P	9 36P	---	10 05P
Northeast Regional	175	Mo-Fr	7 40P	7 58P	8 03P	8 16P	8 38P	9 10P	9 14P	9 34P	10 27P	10 41P	D10 57P	11 16P
Acela Express	2173	Mo-Fr	8 15P	8 30P	---	---	8 43P	9 27P	9 30P	9 49P	10 36P	---	---	11 12P
Acela Express	2175	Mo-Fr	9 05P	9 20P	---	---	9 51P	10 15P	10 18P	10 37P	11 25P	---	---	12 02A
Northeast Regional	187	Mo-Fr	9 10P	9 27P	---	9 44P	10 06P	10 34P	10 37P	10 57P	11 46P	11 59P	D12 12A	12 35A
Northeast Regional	177	Mo-Fr	10 05P	10 22P	---	10 38P	11 01P	11 28P	11 30P	11 51P	12 43A	12 56A	D1 09A	1 34A
Keystone Service	639	Mo-Fr	11 15P	11 32P	11 37P	11 48P	12 11A	12 40A	---	---	---	---	---	---

SCHEDULES EFFECTIVE 3/10/18

Service

Northeast Regional™

All-reserved train, Business class available.

Acela Express®

Acela Express offers reserved Business class and First class service.

Keystone Service®

All-reserved train between Philadelphia and New York.

All Amtrak services and stations are non-smoking.

SHADING KEY

Acela Express

Daytime train

Days of Operations Exceptions

- A Will ALSO operate 5/28.
- B Will NOT operate 5/28.
- C Will ALSO operate 5/27
- D Will ALSO operate 5/28; Will NOT operate 5/27.

See pages 5 for additional service to intermediate stations, Route Map, Symbols Key, Connecting Local Services, Airport Connections and other amenities along the Northeast Corridor. See pages 6-7 for Thruway Connections.

THIS TIMETABLE SHOWS ALL AMTRAK SERVICE FROM NEW YORK THROUGH WASHINGTON, DC. Also see Timetable Form W04 for complete Boston/Springfield to Washington, DC schedules, and Timetable Form W06 for service to Virginia locations.

SYMBOLS KEY

- D Stops only to discharge passengers; train may leave before time shown.
- L Stops to receive and discharge passengers; train may leave before time shown.
- R Stops only to receive passengers.

Carry-On Pet Program



Amtrak.com Pets Animals A small cat or dog in a pet carrier may be carried on Northeast Corridor trains with reservations required. Reservations can be made at a staffed station or visit the website for complete information.

Additional Northeast Corridor Stations

The following stations are also served, a change of trains is required: New Brunswick, NJ; Princeton Junction, NJ; Cornwells Heights, PA; North Philadelphia, PA; Newark, DE and Aberdeen, MD. See page 5.

NORTHEAST CORRIDOR - Weekend Southbound

Effective March 10, 2018

serving NEW YORK - NEWARK - TRENTON - PHILADELPHIA - WILMINGTON - BALTIMORE - WASHINGTON, DC and intermediate stations

Amtrak.com
1-800-USA-RAIL

Train Name/Number	Frequency	Depart New York	Depart Newark	Depart Newark Intl. Air.	Depart Metropark	Depart Trenton	Arrive Philadelphia	Depart Philadelphia	Depart Wilmington	Depart Baltimore	Depart BWI	Depart New Carrollton	Arrive Washington
Northeast Regional 65	A SaSu	3 00A	3 20A	---	3 34A	3 58A	4 27A	4 32A	4 54A	5 43A	5 56A	6 12A	6 30A
Palmetto 89	A SaSu	6 02A	R6 19A	---	6 33A	6 57A	7 27A	7 32A	7 54A	8 42A	8 55A	9 10A	9 30A
Northeast Regional 131	A Sa	6 45A	R7 02A	7 07A	7 21A	7 45A	8 12A	8 15A	8 35A	9 34A	9 48A	D10 01A	10 24A
Keystone Service 661	A SaSu	7 00A	R7 17A	---	---	7 53A	8 20A	---	---	---	---	---	---
Carolinian 79	A SaSu	7 17A	R7 39A	---	---	8 20A	8 49A	8 54A	9 17A	10 04A	---	---	10 45A
Acela Express 2203	C Sa	8 00A	R8 14A	---	8 29A	---	9 12A	9 15A	9 34A	10 20A	10 33A	---	11 01A
Northeast Regional 153	A SaSu	8 05A	R8 22A	8 27A	8 40A	9 05A	9 32A	9 35A	9 57A	10 49A	11 02A	D11 16A	11 35A
Acela Express 2205	D Su	9 00A	R9 14A	---	9 29A	---	10 12A	10 15A	10 34A	11 20A	11 33A	---	12 01P
Northeast Regional 155	A SaSu	9 05A	9 22A	---	9 37A	10 00A	10 28A	10 31A	10 53A	11 49A	12 05P	D12 18P	12 39P
Keystone Service 663	A SaSu	9 09A	R9 27A	---	---	10 07A	10 35A	---	---	---	---	---	---
Northeast Regional 143	A SaSu	9 47A	10 04A	10 09A	10 23A	10 47A	11 15A	11 18A	11 40A	12 32P	12 45P	D12 59P	1 21P
Acela Express 2249	C Sa	10 00A	R10 14A	---	10 29A	---	11 12A	11 15A	11 34A	12 21P	12 34P	---	1 01P
Pennsylvanian 43	Daily	10 52A	R11 09A	---	---	11 44A	12 15P	---	---	---	---	---	---
Northeast Regional 195	A SaSu	11 05A	11 23A	---	11 39A	12 04P	12 31P	12 34P	12 55P	1 43P	1 56P	2 11P	2 28P
Acela Express 2213	D Su	12 00N	R12 14P	---	12 29P	---	1 12P	1 15P	1 34P	2 20P	2 33P	---	3 03P
Acela Express 2251	C Sa	12 00N	12 14P	---	12 29P	---	1 12P	1 15P	1 34P	2 20P	2 33P	---	3 03P
Northeast Regional 157	D Su	12 05P	12 22P	12 27P	12 40P	1 04P	1 31P	1 34P	1 56P	2 46P	2 59P	3 14P	3 33P
Northeast Regional 147	C Sa	12 50P	1 07P	1 12P	1 25P	1 48P	2 15P	2 18P	2 39P	3 29P	3 42P	3 59P	4 15P
Northeast Regional 145	D Su	12 55P	1 12P	---	---	1 49P	2 16P	2 19P	2 41P	3 30P	3 43P	3 57P	4 17P
Acela Express 2215	D Su	1 00P	R1 16P	---	1 29P	---	2 12P	2 15P	2 34P	3 20P	3 33P	---	4 00P
Keystone Service 665	A SaSu	1 05P	R1 23P	---	---	1 58P	2 26P	---	---	---	---	---	---
Northeast Regional 99	A SaSu	1 17P	1 35P	1 40P	1 52P	2 19P	2 45P	2 48P	3 08P	3 56P	4 09P	4 23P	4 38P
Northeast Regional 161	A SaSu	2 05P	2 22P	2 27P	2 40P	3 06P	3 34P	3 37P	3 59P	4 51P	5 04P	D5 17P	5 36P
Acela Express 2253	A SaSu	3 00P	3 14P	---	3 29P	---	4 12P	4 15P	4 34P	5 21P	5 34P	---	6 02P
Northeast Regional 71	C Sa	3 02P	R3 19P	3 24P	3 39P	4 02P	4 30P	4 33P	4 53P	5 48P	6 00P	6 16P	6 35P
Northeast Regional 87	D Su	3 02P	R3 19P	3 24P	3 39P	4 02P	4 30P	4 33P	4 53P	5 48P	6 00P	6 15P	6 35P
Keystone Service 667	A SaSu	3 13P	R3 32P	---	---	4 09P	4 40P	---	---	---	---	---	---
Acela Express 2261	D Su	4 00P	R4 14P	---	4 29P	---	5 11P	5 14P	5 33P	6 19P	6 32P	---	7 00P
Northeast Regional 189	D Su	4 05P	4 22P	4 27P	4 40P	5 05P	5 32P	5 35P	5 57P	6 48P	7 01P	D7 15P	7 39P
Northeast Regional 163	C Sa	4 16P	4 33P	4 39P	4 53P	5 21P	5 51P	5 53P	6 17P	7 12P	7 26P	D7 42P	8 01P
Acela Express 2255	D Su	5 00P	5 14P	---	5 29P	---	6 12P	6 15P	6 34P	7 20P	7 33P	---	8 01P
Northeast Regional 159	C Sa	5 05P	5 22P	5 27P	5 40P	6 03P	6 31P	6 34P	6 56P	7 48P	8 01P	D8 15P	8 39P
Northeast Regional 149	D Su	5 05P	5 22P	5 28P	5 42P	6 09P	6 40P	6 42P	7 06P	8 01P	8 16P	D8 32P	8 57P
Keystone Service 669	A SaSu	5 17P	R5 34P	---	---	6 08P	6 36P	---	---	---	---	---	---
Northeast Regional 135	A SaSu	6 05P	6 22P	6 27P	6 40P	7 04P	7 31P	7 34P	7 54P	8 52P	9 05P	D9 19P	9 39P
Acela Express 2257	D Su	7 00P	7 14P	---	7 29P	---	8 12P	8 15P	8 34P	9 21P	9 34P	---	10 02P
Vermont 57	A SaSu	7 01P	7 18P	---	7 33P	7 58P	8 26P	8 29P	8 50P	9 40P	9 53P	D10 06P	10 29P
Keystone Service 671	A SaSu	7 53P	R8 09P	---	---	8 43P	9 15P	---	---	---	---	---	---
Acela Express 2259	D Su	8 00P	8 14P	---	8 29P	---	9 12P	9 15P	9 34P	10 21P	10 34P	---	11 02P
Northeast Regional 165	A SaSu	8 01P	8 18P	8 23P	8 38P	9 01P	9 28P	9 31P	9 53P	10 42P	10 56P	D11 12P	11 32P
Acela Express 2275	D Su	9 00P	9 14P	---	---	---	10 09P	10 12P	10 32P	11 20P	---	---	11 55P
Northeast Regional 167	C Sa	9 09P	9 28P	9 33P	9 46P	10 09P	10 38P	10 41P	11 01P	11 52P	12 05A	D12 20A	12 45A
Northeast Regional 123	D Su	9 09P	9 28P	9 33P	9 46P	10 10P	10 39P	10 42P	11 02P	11 53P	12 06A	D12 21A	12 46A
Northeast Regional 139	D Su	10 05P	10 22P	10 27P	10 40P	11 03P	11 30P	11 33P	11 55P	12 46A	12 59A	D1 14A	1 39A
Northeast Regional 169	A SaSu	11 09P	11 28P	---	11 44P	12 07A	12 36A	12 38A	12 59A	1 51A	2 04A	---	2 41A
Keystone Service 637	D Su	11 58P	12 14A	---	12 27A	12 50A	1 20A	---	---	---	---	---	---

SCHEDULES EFFECTIVE 3/10/18

Service

Northeast Regional™

All-reserved train, Business class available.

Acela Express®

Acela Express offers reserved Business class and First class service.

Keystone Service®

All-reserved train between Philadelphia and New York.

All Amtrak services and stations are non-smoking.

SHADING KEY

Acela Express

Daytime train

Days of Operations Exceptions

- A Will ALSO operate 5/28.
- B Will NOT operate 5/28.
- C Will ALSO operate 5/27
- D Will ALSO operate 5/28; Will NOT operate 5/27.


See pages 5 for additional service to intermediate stations, Route Map, Symbols Key, Connecting Local Services, Airport Connections and other amenities along the Northeast Corridor. See pages 6-7 for Thruway Connections.

THIS TIMETABLE SHOWS ALL AMTRAK SERVICE FROM NEW YORK THROUGH WASHINGTON, DC. Also see Timetable Form W04 for complete Boston/Springfield to Washington, DC schedules, and Timetable Form W06 for service to Virginia locations.

SYMBOLS KEY

- D Stops only to discharge passengers; train may leave before time shown.
- L Stops to receive and discharge passengers; train may leave before time shown.
- R Stops only to receive passengers.

Carry-On Pet Program

 **Amtrak.com Pets Animals** A small cat or dog in a pet carrier may be carried on *Northeast Corridor* trains with reservations required. Reservations can be made at a staffed station or visit the website for complete information.

Additional Northeast Corridor Stations

The following stations are also served, a change of trains is required: New Brunswick, NJ; Princeton Junction, NJ; Cornwells Heights, PA; North Philadelphia, PA; Newark, DE and Aberdeen, MD. See page 5.

NORTHEAST CORRIDOR - Weekday Northbound

Effective March 10, 2018

serving WASHINGTON, DC - BALTIMORE - WILMINGTON - PHILADELPHIA - TRENTON - NEWARK - NEW YORK and intermediate stations

Amtrak.com
1-800-USA-RAIL

Train Name/Number	Frequency	Depart Washington	Depart New Carrollton	Depart BWI	Depart Baltimore	Depart Wilmington	Arrive Philadelphia	Depart Philadelphia	Depart Trenton	Depart Metropark	Depart Newark Intl. Air.	Depart Newark	Arrive New York
Northeast Regional 190	Mo-Fr	3 10A	---	3 35A	3 50A	4 44A	5 06A	5 09A	5 43A	---	6 16A	6 23A	6 41A
Acela Express 2150	Mo-Fr	4 50A	---	---	5 22A	6 06A	6 25A	6 27A	---	---	---	7 28A	7 45A
Northeast Regional 170	Mo-Fr	4 52A	R5 03A	5 20A	5 35A	6 25A	6 45A	6 48A	7 20A	---	---	7 58A	8 16A
Keystone Service 640	Mo-Fr	---	---	---	---	---	---	7 00A	7 37A	---	---	8 11A	---
Northeast Regional 180	Mo-Fr	5 20A	R5 32A	5 49A	6 05A	6 59A	7 19A	7 22A	---	---	---	D8 25A	8 44A
Acela Express 2100	Mo-Fr	5 50A	---	6 13A	6 26A	7 10A	7 29A	7 31A	---	---	---	D8 32A	8 52A
Keystone Service 642	Mo-Fr	---	---	---	---	---	---	8 05A	8 33A	---	---	L9 06A	9 26A
Northeast Regional 130	Mo-Fr	6 20A	R6 34A	6 49A	7 06A	8 00A	8 22A	8 25A	8 58A	9 25A	9 36A	9 41A	9 59A
Acela Express 2154	Mo-Fr	6 50A	---	7 13A	7 26A	8 10A	8 29A	8 31A	---	---	---	9 30A	9 46A
Keystone Service 600	Mo-Fr	---	---	---	---	---	---	8 50A	9 19A	---	---	D9 50A	10 11A
Northeast Regional 172	Mo-Fr	7 00A	R7 14A	7 32A	7 50A	8 45A	9 08A	9 10A	9 41A	10 07A	10 20A	10 28A	10 46A
Acela Express 2104	Mo-Fr	7 50A	---	8 11A	8 27A	9 10A	9 29A	9 31A	---	---	---	D10 30A	10 48A
Keystone Service 644	Mo-Fr	---	---	---	---	---	---	9 45A	10 12A	---	---	L10 47A	11 05A
Vermonter 56	Mo-Fr	7 55A	R8 05A	8 22A	8 39A	9 28A	9 50A	9 53A	10 23A	---	---	11 03A	11 21A
Northeast Regional 86	Mo-Fr	8 40A	8 52A	9 08A	9 28A	10 17A	10 39A	10 42A	11 11A	11 34A	---	11 52A	12 10P
Acela Express 2158	Mo-Fr	8 50A	---	9 11A	9 26A	10 10A	10 29A	10 31A	---	---	---	11 30A	11 46A
Keystone Service 646	Mo-Fr	---	---	---	---	---	---	10 55A	11 23A	---	---	L11 57A	12 15P
Northeast Regional 182	Mo-Fr	9 10A	R9 22A	9 38A	9 56A	10 47A	11 07A	11 10A	11 43A	12 06P	---	12 22P	12 40P
Acela Express 2160	Mo-Fr	9 50A	---	10 13A	10 26A	11 10A	11 29A	11 31A	---	---	---	12 30P	12 46P
Keystone Service 648	Mo-Fr	---	---	---	---	---	---	11 55A	12 23P	---	---	D12 56P	1 15P
Northeast Regional 174	Mo-Fr	10 05A	10 17A	10 32A	10 50A	11 38A	11 59A	12 03P	12 33P	12 58P	1 09P	1 15P	1 35P
Acela Express 2110	Mo-Fr	10 50A	---	11 13A	11 26A	12 10P	12 29P	12 31P	---	---	---	D1 30P	1 50P
Northeast Regional 84	Mo-Fr	11 10A	11 24A	11 40A	11 56A	12 46P	1 06P	1 09P	1 41P	2 03P	---	2 17P	2 36P
Acela Express 2164	Mo-Fr	11 50A	---	---	12 22P	1 06P	1 25P	1 27P	---	2 13P	---	2 30P	2 46P
Northeast Regional 176	Mo-Fr	11 55A	12 07P	12 24P	12 39P	1 30P	1 50P	1 53P	2 23P	2 45P	---	2 59P	3 17P
Keystone Service 650	Mo-Fr	---	---	---	---	---	---	2 05P	2 33P	---	---	L3 08P	3 26P
Acela Express 2166	Mo-Fr	12 50P	---	---	1 22P	2 06P	2 25P	2 27P	---	3 13P	---	3 30P	3 46P
Northeast Regional 184	Mo-Fr	12 55P	R1 07P	1 24P	1 39P	2 34P	2 55P	2 58P	3 28P	3 53P	4 08P	4 14P	4 32P
Pennsylvanian 42	Daily	---	---	---	---	---	---	3 25P	4 00P	---	---	D4 35P	4 55P
Acela Express 2168	Mo-Fr	1 50P	---	---	2 22P	3 06P	3 25P	3 28P	---	4 14P	---	4 30P	4 46P
Northeast Regional 94	Mo-Fr	2 00P	2 12P	2 28P	2 45P	3 33P	3 52P	3 57P	4 26P	---	4 59P	5 06P	5 23P
Acela Express 2170	Mo-Fr	2 50P	---	3 13P	3 26P	4 10P	4 29P	4 31P	---	---	---	5 30P	5 46P
Northeast Regional 148	Mo-Fr	2 55P	R3 07P	3 24P	3 40P	4 32P	4 52P	4 55P	5 25P	5 49P	6 00P	6 10P	6 30P
Keystone Service 652	Mo-Fr	---	---	---	---	---	---	5 18P	5 45P	D6 16P	---	L6 33P	6 53P
Northeast Regional 134	ThFr	3 25P	---	3 51P	4 06P	5 01P	5 23P	5 29P	---	---	---	D6 37P	6 56P
Acela Express 2172	Mo-Fr	3 50P	---	---	4 22P	5 06P	5 25P	5 27P	---	6 13P	---	6 30P	6 46P
Northeast Regional 178	Mo-Fr	3 55P	R4 09P	4 26P	4 43P	5 33P	5 54P	5 57P	6 25P	---	6 58P	7 05P	7 23P
Acela Express 2122	Mo-Fr	4 50P	---	---	5 22P	6 06P	6 25P	6 27P	---	D7 13P	---	D7 30P	7 49P
Keystone Service 654	Mo-Fr	---	---	---	---	---	---	6 50P	7 19P	---	---	L7 54P	8 12P
Northeast Regional 196	Mo-Th	4 55P	R5 07P	5 24P	5 42P	6 30P	6 54P	6 57P	7 27P	8 03P	8 16P	D8 22P	8 41P
Northeast Regional 136	Fr	4 55P	R5 07P	5 24P	5 42P	6 30P	6 54P	6 57P	7 27P	8 04P	8 16P	8 22P	8 41P
Acela Express 2124	Mo-Fr	5 50P	---	---	6 22P	7 06P	7 25P	7 27P	---	D8 12P	---	D8 30P	8 49P
Keystone Service 656	Mo-Fr	---	---	---	---	---	---	7 40P	8 09P	---	---	L8 45P	9 03P
Northeast Regional 138	Mo-Fr	5 55P	R6 07P	6 25P	6 42P	7 33P	7 53P	7 56P	8 25P	8 54P	9 07P	9 12P	9 30P
Acela Express 2126	Mo-Fr	6 50P	---	---	7 22P	8 08P	8 27P	8 30P	8 56P	D9 15P	---	D9 33P	9 52P
Keystone Service 658	Fr	---	---	---	---	---	---	8 36P	9 06P	---	---	L9 42P	10 00P
Northeast Regional 186	Mo-Fr	7 00P	R7 12P	7 29P	7 46P	8 38P	9 02P	9 05P	9 33P	D9 57P	---	D10 14P	10 34P
Acela Express 2128	Mo-Fr	7 50P	---	---	8 22P	9 08P	9 27P	9 30P	---	D10 15P	---	D10 31P	10 50P
Palmetto 90	Daily	8 30P	8 41P	8 57P	9 15P	10 05P	10 24P	10 28P	10 59P	D11 21P	---	D11 36P	11 58P
Northeast Regional 66	Daily	10 10P	10 22P	10 38P	10 54P	11 44P	12 05A	12 10A	12 40A	1 05A	---	1 22A	1 40A

SCHEDULES EFFECTIVE 3/10/18

Service

Northeast Regional™

All-reserved train, Business class available.

Acela Express®

Acela Express offers reserved Business class and First class service.

Keystone Service®

All-reserved train between Philadelphia and New York.

All Amtrak services and stations are non-smoking.

SHADING KEY

Acela Express

Daytime train

Days of Operations Exceptions

- A Will ALSO operate 5/28.
- B Will NOT operate 5/28.
- C Will ALSO operate 5/27
- D Will ALSO operate 5/28; Will NOT operate 5/27.


See pages 5 for additional service to intermediate stations, Route Map, Symbols Key, Connecting Local Services, Airport Connections and other amenities along the Northeast Corridor. See pages 6-7 for Thruway Connections.

THIS TIMETABLE SHOWS ALL AMTRAK SERVICE FROM NEW YORK THROUGH WASHINGTON, DC. Also see Timetable Form W04 for complete Boston/Springfield to Washington, DC schedules, and Timetable Form W06 for service to Virginia locations.

SYMBOLS KEY

- D Stops only to discharge passengers; train may leave before time shown.
- L Stops to receive and discharge passengers; train may leave before time shown.
- R Stops only to receive passengers.

Carry-On Pet Program

 **Amtrak.com Pets Animals** A small cat or dog in a pet carrier may be carried on *Northeast Corridor* trains with reservations required. Reservations can be made at a staffed station or visit the website for complete information.

Additional Northeast Corridor Stations

The following stations are also served, a change of trains is required: New Brunswick, NJ; Princeton Junction, NJ; Cornwells Heights, PA; North Philadelphia, PA; Newark, DE and Aberdeen, MD. See page 5.

NORTHEAST CORRIDOR - Weekend Northbound

Effective March 10, 2018

serving WASHINGTON, DC - BALTIMORE - WILMINGTON - PHILADELPHIA - TRENTON - NEWARK - NEW YORK and intermediate stations

Amtrak.com
1-800-USA-RAIL

Train Name/Number	Frequency	Depart Washington	Depart New Carrollton	Depart BWI	Depart Baltimore	Depart Wilmington	Arrive Philadelphia	Depart Philadelphia	Depart Trenton	Depart Metropark	Depart Newark Intl. Air.	Depart Newark	Arrive New York
Northeast Regional 150	A SaSu	3 10A	—	3 35A	3 50A	4 48A	5 09A	5 14A	5 44A	—	6 16A	6 22A	6 40A
Northeast Regional 160	A SaSu	5 20A	R5 32A	5 48A	6 05A	6 54A	7 14A	7 17A	7 46A	8 10A	8 22A	8 27A	8 45A
Northeast Regional 162	A SaSu	6 00A	R6 13A	6 32A	6 48A	7 45A	8 08A	8 10A	8 41A	9 08A	—	9 25A	9 46A
Vermont 54	A SaSu	7 20A	R7 31A	7 47A	8 04A	8 53A	9 12A	9 15A	9 46A	10 09A	—	10 27A	10 45A
Keystone Service 660	A SaSu	—	—	—	—	—	—	9 23A	9 52A	—	10 25A	10 31A	10 49A
Acela Express 2248	Sa	7 50A	—	8 13A	8 26A	9 12A	9 31A	9 34A	—	10 20A	—	10 36A	10 53A
Northeast Regional 152	A SaSu	8 00A	R8 12A	8 30A	8 46A	9 40A	10 03A	10 07A	10 38A	11 05A	L11 20A	11 26A	11 46A
Keystone Service 662	C Sa	—	—	—	—	—	—	10 30A	11 03A	—	—	L11 42A	11 59A
Acela Express 2250	D Su	8 50A	—	9 13A	9 26A	10 12A	10 31A	10 34A	—	11 20A	—	11 36A	11 53A
Northeast Regional 164	A SaSu	9 20A	9 31A	9 48A	10 05A	10 54A	11 15A	11 18A	11 48A	12 12P	12 23P	12 29P	12 47P
Keystone Service 664	A SaSu	—	—	—	—	—	—	11 25A	11 55A	—	—	L12 31P	12 49P
Acela Express 2208	C Sa	9 50A	—	10 13A	10 26A	11 12A	11 31A	11 34A	—	D12 17P	—	D12 33P	12 55P
Northeast Regional 154	D Su	10 10A	R10 22A	10 39A	10 56A	11 50A	12 10P	12 13P	12 44P	1 08P	1 22P	1 28P	1 46P
Northeast Regional 82	C Sa	10 10A	10 22A	10 40A	10 56A	11 50A	12 10P	12 13P	12 44P	1 08P	1 22P	1 28P	1 46P
Acela Express 2252	D Su	10 50A	—	11 13A	11 26A	12 12P	12 31P	12 34P	—	1 20P	—	1 36P	1 53P
Northeast Regional 88	A SaSu	11 21A	11 33A	11 49A	12 06P	12 54P	1 14P	1 17P	1 46P	2 08P	2 22P	2 28P	2 46P
Keystone Service 666	A SaSu	—	—	—	—	—	—	1 30P	2 00P	—	—	L2 40P	2 57P
Northeast Regional 140	A SaSu	12 15P	R12 27P	12 44P	1 00P	1 49P	2 10P	2 13P	2 44P	3 08P	3 22P	3 28P	3 46P
Acela Express 2254	A SaSu	12 50P	—	1 13P	1 26P	2 12P	2 31P	2 34P	—	3 20P	—	3 36P	3 53P
Northeast Regional 194	C Sa	1 05P	1 17P	1 32P	1 52P	2 40P	3 03P	3 08P	3 35P	3 58P	4 13P	4 20P	4 41P
Northeast Regional 96	D Su	1 15P	1 27P	1 44P	2 03P	2 52P	3 15P	3 18P	3 46P	4 11P	4 24P	4 30P	4 48P
Pennsylvanian 42	Daily	—	—	—	—	—	—	3 25P	4 00P	—	—	D4 35P	4 55P
Acela Express 2260	D Su	1 50P	—	2 13P	2 26P	3 12P	3 31P	3 34P	—	4 20P	—	4 35P	4 53P
Keystone Service 670	A SaSu	—	—	—	—	—	—	4 10P	4 39P	—	—	L5 13P	5 32P
Northeast Regional 156	A SaSu	2 15P	2 27P	2 43P	3 00P	3 50P	4 14P	4 17P	4 46P	5 09P	5 22P	5 27P	5 48P
Acela Express 2256	D Su	2 50P	—	3 13P	3 26P	4 12P	4 31P	4 34P	—	5 20P	—	5 36P	5 53P
Northeast Regional 168	C Sa	3 20P	R3 32P	3 48P	4 04P	4 52P	5 12P	5 15P	5 46P	6 09P	6 22P	6 28P	6 46P
Northeast Regional 132	D Su	3 20P	R3 32P	3 48P	4 04P	4 53P	5 13P	5 16P	5 46P	6 09P	6 22P	6 28P	6 46P
Acela Express 2220	C Sa	3 50P	—	4 13P	4 26P	5 12P	5 31P	5 34P	—	D6 19P	—	D6 36P	6 59P
Acela Express 2258	D Su	3 50P	—	4 13P	4 26P	5 12P	5 31P	5 34P	—	6 20P	—	6 37P	6 53P
Northeast Regional 126	D Su	4 15P	R4 26P	4 43P	4 59P	5 50P	6 10P	6 13P	6 44P	7 08P	—	D7 23P	7 45P
Northeast Regional 146	C Sa	4 15P	R4 27P	4 44P	5 00P	5 51P	6 11P	6 14P	6 45P	7 09P	—	7 26P	7 46P
Acela Express 2222	D Su	4 50P	—	5 13P	5 26P	6 12P	6 31P	6 34P	—	D7 19P	—	D7 35P	7 59P
Keystone Service 672	A SaSu	—	—	—	—	—	—	7 10P	7 39P	—	—	L8 14P	8 34P
Northeast Regional 166	D Su	5 17P	R5 29P	5 45P	6 02P	6 54P	7 15P	7 18P	7 47P	8 09P	8 22P	8 27P	8 45P
Northeast Regional 192	C Sa	5 20P	R5 32P	5 48P	6 05P	6 57P	7 18P	7 21P	7 51P	8 13P	8 26P	8 32P	8 50P
Acela Express 2224	D Su	5 50P	—	6 13P	6 27P	7 12P	7 31P	7 34P	—	D8 19P	—	D8 35P	8 59P
Northeast Regional 158	A SaSu	6 10P	R6 22P	6 39P	6 56P	7 47P	8 07P	8 10P	8 41P	9 06P	L9 20P	D9 24P	9 45P
Keystone Service 674	D Su	—	—	—	—	—	—	9 10P	9 39P	—	—	L10 14P	10 34P
Northeast Regional 124	A SaSu	7 10P	R7 22P	7 39P	7 56P	8 50P	9 12P	9 15P	9 45P	10 10P	—	D10 26P	10 49P
Acela Express 2228	D Su	7 50P	—	8 13P	8 26P	9 12P	9 31P	9 34P	—	D10 19P	—	D10 35P	10 59P
Palmetto 90	Daily	8 30P	8 41P	8 57P	9 15P	10 05P	10 24P	10 28P	10 59P	D11 21P	—	D11 36P	11 58P
Northeast Regional 66	Daily	10 10P	10 22P	10 38P	10 54P	11 44P	12 05A	12 10A	12 40A	1 05A	—	1 22A	1 40A

SCHEDULES EFFECTIVE 3/10/18

Service

Northeast Regional™

All-reserved train, Business class available.

Acela Express®

Acela Express offers reserved Business class and First class service.

Keystone Service®

All-reserved train between Philadelphia and New York.

All Amtrak services and stations are non-smoking.

SHADING KEY

Acela Express

Daytime train

Days of Operations Exceptions

- A Will ALSO operate 5/28.
- B Will NOT operate 5/28.
- C Will ALSO operate 5/27
- D Will ALSO operate 5/28; Will NOT operate 5/27.


See pages 5 for additional service to intermediate stations, Route Map, Symbols Key, Connecting Local Services, Airport Connections and other amenities along the Northeast Corridor. See pages 6-7 for Thruway Connections.

THIS TIMETABLE SHOWS ALL AMTRAK SERVICE FROM NEW YORK THROUGH WASHINGTON, DC. Also see Timetable Form W04 for complete Boston/Springfield to Washington, DC schedules, and Timetable Form W06 for service to Virginia locations.

SYMBOLS KEY

- D Stops only to discharge passengers; train may leave before time shown.
- L Stops to receive and discharge passengers; train may leave before time shown.
- R Stops only to receive passengers.

Carry-On Pet Program

 **Amtrak.com Pets Animals** A small cat or dog in a pet carrier may be carried on *Northeast Corridor* trains with reservations required. Reservations can be made at a staffed station or visit the website for complete information.

Additional Northeast Corridor Stations

The following stations are also served, a change of trains is required: New Brunswick, NJ; Princeton Junction, NJ; Cornwells Heights, PA; North Philadelphia, PA; Newark, DE and Aberdeen, MD. See page 5.

Amtrak 30th Street Station-Center City Rail Transfer

Amtrak tickets to and from Philadelphia are honored for a transfer between 30th Street Station (Upper Level platforms) and either Penn Center-Suburban Station or Jefferson Station (Pennsylvania Convention Center) via the frequent commuter rail service operated by SEPTA. Your Amtrak ticket, ticket receipt or boarding pass must be presented to the SEPTA conductor and remain visible while on board. For additional details, call SEPTA at (215) 580-7800.

NORTHEAST CORRIDOR

serving **NEW YORK - NEWARK - TRENTON - PHILADELPHIA - WILMINGTON - BALTIMORE - WASHINGTON, DC** and intermediate stations

Effective March 10, 2018

Amtrak.com
1-800-USA-RAIL

Northeast Regional service to

New Brunswick, NJ; Princeton Junction, NJ; Cornwells Heights, PA; North Philadelphia, PA; Newark, DE and Aberdeen, MD

Weekday Southbound

New Brunswick, NJ	Train 89 departs 6 31 AM
Princeton Jct., NJ	Train 111 departs 6 18 AM; Train 89 departs 6 45 AM; Train 641 departs 8 08 AM
Cornwells Heights, PA	Train 649 departs 3 50 PM; Train 193 departs 6 28 PM; Train 655 departs 7 40 PM
North Philadelphia, PA	Train 649 departs 4 02 PM; Train 653 departs 5 59 PM; Train 655 departs 7 52 PM
Newark, DE	Train 133 departs 3 01 PM (Fr); Train 193 departs 7 20 PM
Aberdeen, MD	Train 151 departs 7 07 AM; Train 171 departs 3 02 PM; Train 85 departs 5 22 PM; Train 129 departs 6 42 PM; Train 193 departs 7 40 PM

Weekday Northbound

Aberdeen, MD	Train 190 departs 4 14 AM; Train 180 departs 6 28 AM; Train 130 departs 7 31 AM; Train 148 departs 4 04 PM; Train 186 departs 8 10 PM
Newark, DE	Train 184 departs 2 20 PM; Train 134 departs 4 46 PM (ThFr)
North Philadelphia, PA	Train 170 departs 6 55 AM; Train 640 departs 7 08 AM
Cornwells Heights, PA	Train 170 departs 7 07 AM; Train 640 departs 7 23 AM
Princeton Jct., NJ	Train 196/136 departs 7 36 PM; Train 138 departs 8 36 PM; Train 652 departs 5 52 PM
New Brunswick, NJ	Train 196 departs 7 52 PM; Train 136 departs 7 51 PM

Weekend Southbound

Princeton Jct., NJ	Train 663 departs 9 58 AM
Newark, DE	Train 131 departs 8 47 AM; Train 71/87 departs 5 03 PM; Train 135 departs 8 05 PM
Aberdeen, MD	Train 131 departs 9 07 AM; Train 161 departs 4 24 PM; Train 71/87 departs 5 21 PM; Train 135 departs 8 24 PM

Weekend Northbound

Aberdeen, MD	Train 150 departs 4 16 AM; Train 162 departs 7 13 AM; Train 154/82 departs 11 20 AM; Train 166/192 departs 6 24 PM; Train 162 departs 7 13 PM; Train 124 departs 8 19 PM
Newark, DE	Train 152 departs 9 26 AM; Train 156 departs 3 37 PM; Train 124 departs 8 37 PM
Princeton Jct., NJ	Train 660 departs 10 00 AM

Airport Connections

Newark Liberty International Airport

Convenient transfers between Amtrak Newark Liberty International Airport station and airline terminals via AirTrain.

Philadelphia International Airport

Convenient transfers between 30th Street station and airline terminals via SEPTA Airport Line trains.

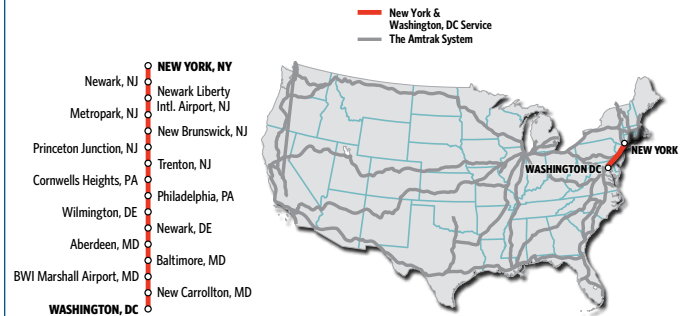
Wilmington New Castle Airport

Convenient transfers between the Amtrak Station Wilmington and the airline terminal at the Wilmington New Castle Airport via DART bus 22.

BWI Thurgood Marshall Airport

Convenient transfers between Amtrak station and airline terminals via free shuttle bus.

NEW YORK and WASHINGTON DC ROUTE MAP and SYMBOLS



SYMBOLS KEY

- D** Stops only to discharge passengers; train may leave before time shown.
- L** Stops to receive and discharge passengers; train may leave before time shown.
- R** Stops only to receive passengers.
- Thruway Bus stop
- Airport connection
- Ferry connection
- Quik-Trak self-serve ticketing kiosk
- Unstaffed station
- Staffed Station with ticket office; may or may not be open for all train departures
- Station wheelchair accessible; no barriers between station and train.
- Station wheelchair accessible; not all station facilities accessible.

Connecting Local Services

New York

Metro-North Railroad: (800) 638-7646 or (212) 532-4900; www.mta.info

Long Island Rail Road (LIRR) (commuter rail): (718) 217-LIRR; www.mta.info

NJ TRANSIT (commuter rail & bus): (973) 275-5555; www.NJtransit.com

New York City Transit (subway & bus): (718) 330-1234; www.mta.info

Newark

NJ TRANSIT (commuter rail, subway & bus): (973) 275-5555; www.NJtransit.com

Port Authority Trans-Hudson Corporation (PATH) (subway): (800) 234-PATH; www.panynj.gov/path

Philadelphia

Southeastern Pennsylvania Transportation Authority (SEPTA) (commuter rail, light rail, subway & bus): (215) 580-7800; www.septa.org

Wilmington

DART First State (DART) (commuter rail & bus); 1-800-652-DART; www.DartFirstState.com

Baltimore

MARC (commuter rail): (800) 325-RAIL; www.mtmaryland.com
Maryland Transit Administration (MTA) (bus, light rail & subway): in the Baltimore metropolitan area: (800) 543-9809; other areas: (410) 539-5000; www.mtmaryland.com

Washington

MARC (commuter rail): (800) 325-RAIL; www.mtmaryland.com
Virginia Railway Express (commuter rail): (800) RIDE-VRE; www.vre.org

Metro rail & Metrobus (subway & bus): (202) 637-7000; www.wmata.com

NORTHEAST CORRIDOR

serving **NEW YORK - NEWARK - TRENTON - PHILADELPHIA - WILMINGTON - BALTIMORE - WASHINGTON, DC** and intermediate stations

Effective March 10, 2018

Amtrak.com
1-800-USA-RAIL

Philadelphia and Atlantic City Connections - NJ Transit Service

Through ticketing available from Amtrak ticket offices. All trains operate daily. NJ Transit trains do not offer food service or checked baggage service. Schedules are subject to change. For further information call NJ TRANSIT at (973) 275-5555 or visit www.NJtransit.com.

Philadelphia • Cherry Hill • Atlantic City Ho-Operates on major holidays. Visit NJTransit.com for details.

NJ Transit Train Number ▶		4611	4613	4617	4623	4627	4631	4633	4635	4639	4641	4643	4651
Days of Operation ▶	▼	Mo-Fr	Mo-Fr	Mo-Fr	Mo-Fr	Mo-Fr	Mo-Fr	Mo-Fr	Mo-Fr	Mo-Fr	Mo-Fr	Mo-Fr	Mo-Fr
Philadelphia, PA-30th Street Station	Dp	5 37A	6 31A	8 59A	11 23A	1 45P	3 19P	4 47P	5 46P	7 12P	8 44P	10 50P	12 50A
Pennsauken, NJ-Transit Center		5 58A	6 52A	9 20A	11 44A	2 06P	3 40P	5 08P	6 07P	7 33P	9 05P	11 11P	1 11A
Cherry Hill, NJ		6 06A	6 59A	9 27A	11 51A	2 13P	3 47P	5 15P	6 14P	7 40P	9 12P	11 18P	1 18A
Lindenwold, NJ		6 16A	7 10A	9 37A	12 02P	2 23P	3 58P	5 26P	6 25P	7 51P	9 23P	11 29P	1 29A
Atco, NJ		6 24A	7 17A	9 47A	12 12P	2 30P	4 05P	5 36P	6 32P	7 58P	9 30P	11 36P	1 36A
Hammonton, NJ		6 37A	7 32A	10 01A	12 26P	2 43P	4 18P	5 50P	6 45P	8 11P	9 44P	11 49P	1 50A
Egg Harbor City, NJ		6 48A	7 42A	10 11A	12 36P	2 54P	4 29P	6 00P	6 56P	8 22P	9 54P	12 00N	2 00A
Absecon, NJ		7 02A	7 53A	10 21A	12 50P	3 08P	4 39P	6 14P	7 06P	8 32P	10 05P	12 10A	2 12A
Atlantic City, NJ	Ar	7 16A	8 06A	10 35A	1 03P	3 21P	4 52P	6 28P	7 23P	8 46P	10 18P	12 23A	2 28A

NJ Transit Train Number ▶		4661	4669	4671	4673	4677	4679	4683	4685	4687	4689	4693	4697
Days of Operation ▶	▼	SaSuHo	SaSuHo	SaSuHo	SaSuHo	SaSuHo	SaSuHo	SaSuHo	SaSuHo	SaSuHo	SaSuHo	SaSuHo	SaSuHo
Philadelphia, PA-30th Street Station	Dp	5 38A	8 58A	10 17A	12 05P	1 42P	2 38P	4 42P	5 41P	7 01P	7 55P	9 52P	11 40P
Pennsauken, NJ-Transit Center		5 59A	9 19A	10 38A	12 26P	2 03P	2 59P	5 03P	6 02P	7 22P	8 16P	10 13P	12 01A
Cherry Hill, NJ		6 06A	9 26A	10 45A	12 33P	2 10P	3 06P	5 10P	6 09P	7 29P	8 23P	10 20P	12 08A
Lindenwold, NJ		6 16A	9 37A	10 56A	12 44P	2 21P	3 16P	5 21P	6 20P	7 40P	8 34P	10 31P	12 19A
Atco, NJ		6 23A	9 47A	11 03A	12 51P	2 28P	3 24P	5 32P	6 27P	7 47P	8 41P	10 41P	12 26A
Hammonton, NJ		6 36A	10 01A	11 17A	1 12P	2 41P	3 37P	5 45P	6 40P	8 01P	8 54P	10 55P	12 40A
Egg Harbor City, NJ		6 47A	10 11A	11 27A	1 23P	2 52P	3 48P	5 56P	6 51P	8 15P	9 05P	11 05P	12 50A
Absecon, NJ		7 01A	10 21A	11 38A	1 33P	3 06P	4 02P	6 10P	7 01P	8 25P	9 15P	11 15P	1 02A
Atlantic City, NJ	Ar	7 15A	10 35A	11 51A	1 43P	3 20P	4 16P	6 24P	7 14P	8 39P	9 29P	11 29P	1 18A

Atlantic City • Cherry Hill • Philadelphia Ho-Operates on major holidays. Visit NJTransit.com for details.

NJ Transit Train Number ▶		4600	4652	4608	4612	4616	4620	4624	4628	4630	4632	4634	4638	4642
Days of Operation ▶	▼	Mo-Fr	Mo-Fr	Mo-Fr	Mo-Fr	Mo-Fr	Mo-Fr	Mo-Fr	Mo-Fr	Mo-Fr	Mo-Fr	Mo-Fr	Mo-Fr	Mo-Fr
Atlantic City, NJ	Dp	12 43A	1 53A	4 33A	6 40A	8 53A	11 18A	12 29P	2 46P	3 36P	4 42P	5 52P	8 10P	10 42P
Absecon, NJ		12 52A	2 02A	4 42A	6 49A	9 02A	11 27A	12 38P	2 55P	3 45P	4 51P	6 01P	8 19P	10 51P
Egg Harbor City, NJ		1 02A	2 12A	4 52A	7 00A	9 13A	11 38A	12 48P	3 06P	3 56P	5 02P	6 12P	8 34P	11 02P
Hammonton, NJ		1 13A	2 23A	5 02A	7 11A	9 24A	11 49A	12 59P	3 17P	4 07P	5 13P	6 23P	8 45P	11 13P
Atco, NJ		1 26A	2 36A	5 15A	7 28A	9 37A	12 02P	1 12P	3 30P	4 24P	5 26P	6 41P	8 58P	11 26P
Lindenwold, NJ		1 34A	2 44A	5 22A	7 36A	9 45A	12 09P	1 20P	3 38P	4 32P	5 34P	6 48P	9 05P	11 37P
Cherry Hill, NJ		1 45A	2 54A	5 32A	7 46A	9 55A	12 20P	1 30P	3 51P	4 42P	5 44P	6 59P	9 16P	11 47P
Pennsauken, NJ-Transit Center		1 55A	3 01A	5 39A	7 53A	10 02A	12 27P	1 37P	3 58P	4 49P	5 51P	7 06P	9 23P	11 54P
Philadelphia, PA-30th Street Sta.	Ar	2 21A	3 26A	6 04A	8 18A	10 27A	12 52P	2 02P	4 22P	5 14P	6 16P	7 30P	9 48P	12 19A

NJ Transit Train Number ▶		4600	4652	4662	4664	4668	4670	4674	4678	4680	4682	4684	4688	4692
Days of Operation ▶	▼	SaSuHo	SaSuHo	SaSuHo	SaSuHo	SaSuHo	SaSuHo	SaSuHo	SaSuHo	SaSuHo	SaSuHo	SaSuHo	SaSuHo	SaSuHo
Atlantic City, NJ	Dp	12 43A	1 53A	6 39A	7 47A	8 53A	10 55A	12 31P	2 44P	3 40P	4 38P	5 48P	7 44P	9 48P
Absecon, NJ		12 52A	2 02A	6 48A	7 56A	9 02A	11 04A	12 40P	2 53P	3 49P	4 47P	5 57P	7 53P	9 57P
Egg Harbor City, NJ		1 02A	2 12A	6 59A	8 07A	9 13A	11 15A	12 50P	3 04P	4 00P	4 58P	6 08P	8 04P	10 08P
Hammonton, NJ		1 13A	2 23A	7 10A	8 18A	9 24A	11 30A	1 01P	3 15P	4 11P	5 09P	6 19P	8 15P	10 19P
Atco, NJ		1 26A	2 36A	7 23A	8 31A	9 37A	11 43A	1 14P	3 32P	4 24P	5 22P	6 36P	8 32P	10 32P
Lindenwold, NJ		1 34A	2 44A	7 31A	8 39A	9 45A	11 50A	1 22P	3 40P	4 31P	5 30P	6 43P	8 43P	10 39P
Cherry Hill, NJ		1 45A	2 54A	7 41A	8 49A	9 55A	12 01P	1 32P	3 50P	4 42P	5 40P	6 54P	8 53P	10 50P
Pennsauken, NJ-Transit Center		1 55A	3 01A	7 48A	8 56A	10 02A	12 08P	1 39P	3 57P	4 49P	5 47P	7 01P	9 00P	10 57P
Philadelphia, PA-30th Street Sta.	Ar	2 21A	3 26A	8 13A	9 21A	10 27A	12 33P	2 04P	4 22P	5 14P	6 12P	7 26P	9 25P	11 22P

SHADING KEY

Thruway and connecting services

THIS TIMETABLE SHOWS ALL AMTRAK SERVICE FROM NEW YORK THROUGH WASHINGTON, DC. Also see Timetable Form W04 for complete Boston/Springfield to Washington, DC schedules, and Timetable Form W06 for service to Virginia locations.

NORTHEAST CORRIDOR

serving **NEW YORK - NEWARK - TRENTON - PHILADELPHIA - WILMINGTON - BALTIMORE - WASHINGTON, DC** and intermediate stations

Effective March 10, 2018

Amtrak.com
1-800-USA-RAIL

Thruway Connections

Philadelphia • Wilkes-Barre • Scranton (Martz Trailways)

8202	8208	8304	Thruway Number			8201	8203	8209
Daily	Daily	FrSu	▼	Days of Operation	▲	Daily	Daily	FrSu
11 15A	5 45P	8 15P	Dp	Philadelphia, PA—30th St. Station	Ar	10 00A	4 15P	6 50P
D1 15P	D7 45P	D10 15P	Ar	White Haven, PA	Dp	R8 00A	R2 05P	R5 10P
D1 45P	D8 15P	D10 45P	Ar	Wilkes-Barre, PA	Dp	R7 30A	R1 25P	R4 30P
2 15P	8 45P	11 15P	Ar	Scranton, PA	Dp	7 00A	12 55P	4 00P

Wilmington • Dover • Salisbury (Greyhound Lines)

8740	8744	Thruway Number			8741	8745
Daily	FrSu	Mile	▼	Days of Operation	Symbol	▲
11 35A	4 35P	0	Dp	Wilmington, DE -Bus Station	●&QT	Ar
12 40P	5 50P	49	Ar	Dover, DE	○	Dp
2 30P	7 30P	112	Ar	Salisbury, MD -Tri-County Way (Greyhound)	○	Dp

NOTE—The Wilmington bus station is directly across the street from the Wilmington Amtrak station. Greyhound schedules subject to change.

SYMBOLS KEY

- D Stops only to discharge passengers; train may leave before time shown.
- R Stops only to receive passengers.
- ✈ Airport connection
- QT Quik-Trak self-serve ticketing kiosk
- Unstaffed station
- Staffed station with ticket office; may or may not be open for all train departures.
- ♿ Station wheelchair accessible; no barriers between station and train.
- ♿ Station wheelchair accessible; not all station facilities accessible.

Washington • Charlottesville (Greyhound Lines)

7492	Thruway Number			7491		
Daily	Mile	▼	Days of Operation	Symbol	▲	Daily
9 40A	0	Dp	Washington, DC—Union Station	●&QT	Ar	8 00P
12 55P	136	Ar	Charlottesville, VA—Amtrak Station	●&QT	Dp	5 00P

NOTE—Greyhound schedules subject to change.

Eastern Maryland Thruway Connections

BWI Thurgood Marshall Airport • Kent Island • Easton • Cambridge • Salisbury • Ocean Pines • Ocean City (BayRunner Shuttle Service)

8109	8111	8113	8115	8117	8119	8121	Thruway Bus Number			8108	8110	8112	8114	8116	8118	8120
Daily	Daily	Daily	Daily	Daily	Daily	Daily	▼	Days of Operation	▲	Daily	Daily	Daily	Daily	Daily	Daily	Daily
8 35A	10 35A	12 35P	2 35P	4 35P	6 35P	8 35P	Dp	BWI Marshall Airport, MD ✈	Ar	7 30A	9 30A	11 30A	1 30P	3 30P	5 30P	7 30P
9 15A	11 15A	1 15P	3 15P	5 15P	7 15P	9 15P	Ar	Kent Island, MD	Ar	6 55A	8 55A	10 55A	12 55P	2 55P	4 55P	6 55P
9 35A	11 35A	1 35P	3 35P	5 40P	7 35P	9 35P	Ar	Easton (Airport), MD	Ar	6 30A	8 30A	10 30A	12 30P	2 30P	4 30P	6 30P
9 55A	11 55A	1 55P	3 55P	5 55P	7 55P	9 55P	Ar	Cambridge, MD	Ar	6 00A	8 00A	10 00A	12 00P	2 00P	4 00P	6 00P
10 40A	12 40P	2 40P	4 40P	6 40P	8 40P	10 40P	Ar	Salisbury, MD—Riverside Dr. (Bayrunner Shuttle)	Ar	5 20A	7 20A	9 20A	11 20A	1 20P	3 20P	5 20P
11 30A	1 30P	3 30P	5 30P	7 30P	9 30P	11 30P	Ar	Ocean Pines, MD	Ar			8 30A	10 30A	12 30P	2 30P	4 30P
11 50A	1 50P	3 50P	5 50P	7 50P	9 50P	11 50P	Ar	Ocean City, MD	Dp			8 10A	10 10A	12 10P	2 10P	4 10P

NOTE—Reservations required.

Western Maryland Thruway Connections

Grantsville • Cumberland • Hagerstown • Frederick • BWI Thurgood Marshall Airport (BayRunner Shuttle Service)

8070	8078	8086	8096	Thruway Number			8073	8081	8091	8095
Daily	Daily	Daily	Daily	▼	Days of Operation	▲	Daily	Daily	Su-Fr	Daily
	8 30A		4 30P	Dp	Grantsville, MD—Pilot Travel	Ar	3 15P		11 15P	
	8 50A		4 50P	Ar	Frostburg, MD—101 Braddock Rd.	Ar	2 55P		10 55P	
	9 10A		5 10P	Ar	Cumberland, MD—Amtrak Station	Ar	2 35P		10 35P	
	9 20A		5 20P	Ar	-Allegany College	Ar	2 25P		10 25P	
	10 05A		6 05P	Ar	Hancock, MD—Truck Plaza	Ar	1 40P		9 40P	
	10 40A		6 40P	Ar	Hagerstown, MD—Transit Center	Ar	1 05P		9 05P	
7 15A	11 15A	3 15P	7 15P	Ar	Frederick, MD—Transit Center	Ar	12 30P	4 10P	8 30P	10 10P
7 30A	11 30A	3 30P	7 30P	Ar	-Airport ✈	Ar	12 20P	4 00P	8 20P	10 00P
8 25A	12 35P	4 25P	8 35P	Ar	BWI Marshall Airport, MD ✈	Dp	11 05A	3 05P	7 05P	9 05P

NOTE—Reservations required.

BayRunner Service

BayRunner service operates hourly between BWI Marshall Airport, MD Rail Station and the Frederick, MD Transit Center.

SHADING KEY

Thruway and connecting services

THIS TIMETABLE SHOWS ALL AMTRAK SERVICE FROM NEW YORK THROUGH WASHINGTON, DC. Also see Timetable Form W04 for complete Boston/Springfield to Washington, DC schedules, and Timetable Form W06 for service to Virginia locations.