

Effective APRIL 28, 2013

EMPIRE BUILDER[®]

CHICAGO
— and —
PORTLAND/SEATTLE



CHICAGO - MILWAUKEE
ST. PAUL-MINNEAPOLIS - FARGO
MINOT - HAVRE - WHITEFISH
SPOKANE - PORTLAND/SEATTLE
and intermediate stations









NRPC Form P7-150M-4/28/13 Stock #02-3636R
Schedules subject to change without notice. Amtrak is a registered service mark of the National Railroad Passenger Corp. National Railroad Passenger Corporation Washington Union Station, 60 Massachusetts Ave. N.E., Washington, DC 20002.

Enjoy the journey.SM

Call 1-800-USA-RAIL

Visit AMTRAK.COM

EMPIRE BUILDER





7/27	◀ Train Number ▶		8/28		
Daily	◀ Normal Days of Operation ▶		Daily		
  	◀ On Board Service ▶		  		
Read Down	Mile		Symbol	Read Up	
02 15P	0	Dp Chicago, IL—Union Station (CT)	●●♿QT	Ar	03 55P
R2 39P	17	Glenview, IL (METRA/Milw. Line)	●●♿QT		D3 12P
03 55P	85	Milwaukee, WI	●●♿QT		D2 07P
05 05P	150	Columbus, WI (Madison)	●●♿		12 57P
5 34P	178	Portage, WI	○♿		12 27P
5 52P	195	Wisconsin Dells, WI	○♿		12 08P
6 30P	240	Tomah, WI	○♿		11 26A
07 14P	281	La Crosse, WI	●♿		10 47A
07 50P	308	Winona, MN—see back	●♿		10 11A
8 52P	371	Red Wing, MN	○♿		8 54A
10 31P	418	Ar St. Paul—Minneapolis, MN	●♿QT	Dp	07 50A
11 15P	418	Dp Duluth—see back	●♿QT	Ar	07 05A
12 40A	486	St. Cloud, MN	○♿QT		5 14A
1 42A	552	Staples, MN	○		4 09A
2 38A	614	Detroit Lakes, MN	○		3 10A
03 35A	662	Fargo, ND (Moorhead, MN)	●♿		02 13A
04 52A	737	Grand Forks, ND	●♿		12 57A
6 13A	822	Devils Lake, ND	○♿		11 32P
7 07A	879	Rugby, ND	○♿		10 38P
8 34A	940	Ar Minot, ND	●♿	Dp	9 42P
9 06A	940	Dp	●♿	Ar	9 22P
9 57A	994	Stanley, ND	○♿		8 11P
11 07A	1061	Williston, ND (CT)	●♿		07 09P
11 41A	1168	Wolf Point, MT (MT)	●♿		4 33P
12 26P	1217	Glasgow, MT	○♿		3 47P
1 25P	1283	Malta, MT	○♿		2 52P
02 39P	1370	Ar Havre, MT	●♿	Dp	01 32P
03 04P	1370	Dp	●♿	Ar	01 12P
05 22P	1475	Shelby, MT	●♿		11 43A
5 51P	1499	Cut Bank, MT	○♿		10 45A
40	1532	Browning, MT	○		40
6 45P	1547	East Glacier Park, MT	●♿		9 54A
7 41P	1576	Essex, MT—Izaak Walton Inn	○		8 55A
8 23P	1603	West Glacier, MT (Apgar)	○		8 16A
08 56P	1626	Ar Whitefish, MT	●♿		07 46A
09 16P	1626	Dp (♿ Kalispell, Missoula)	●♿		07 26A
10 59P	1728	Dp Libby, MT (MT)	○♿		5 26A
11 49P	1813	Dp Sandpoint, ID (PT)	○♿		2 35A
01 40A	1879	Ar Spokane, WA (Coeur d'Alene, ID)	●●♿QT	Dp	01 30A
27 Through cars Chicago—Portland					28
02 45A	1879	Dp Spokane, WA (PT)	●●♿QT	Ar	12 13A
05 35A	2025	↓ Pasco, WA (Kennewick, Richland)	●●♿QT		08 57P
7 30A	2150	↓ Wishram, WA (The Dalles)	○♿		6 55P
8 04A	2180	↓ Bingen-White Salmon, WA	○♿		6 21P
09 18A	2245	↓ Vancouver, WA	●●♿QT		05 07P
09 10A	2255	Ar Portland, OR (PT)	●●♿QT	Dp	04 45P
7 Through cars Chicago—Seattle					8
02 15A	1879	Dp Spokane, WA (PT)	●●♿QT	Ar	12 45A
4 22A	1998	↓ Ephrata, WA	○♿		9 42P
5 35A	2050	↓ Wenatchee, WA	○♿		8 42P
6 08A	2072	↓ Leavenworth, WA	○♿		8 00P
08 38A	2171	↓ Everett, WA	●●♿QT		05 39P
09 10A	2188	↓ Edmonds, WA	●●♿QT		05 12P
10 25A	2205	Ar Seattle, WA (Victoria, BC ♿) (PT)	●●♿QT	Dp	04 40P
		♿ Vancouver, BC—see back			

EMPIRE BUILDER ROUTE MAP and SYMBOLS



- A Time Symbol for A.M.
- N Time Symbol for Noon.
- P Time Symbol for P.M.
- D Stops only to discharge passengers; train may leave before time shown.
- R Stops only to receive passengers.
- CT Central time
- MT Mountain time
- PT Pacific time
- ♿ Bus stop
- ♿ Flag stop
- ♿ Ferry connection
- ♿ Quik-Trak self-serve ticketing kiosk
- Unstaffed station
- Staffed ticket office; may or may not be open for all train departures
- ♿ Station wheelchair accessible; no barriers between station and train
- ♿ Station wheelchair accessible; not all station facilities accessible

Service on the Empire Builder®

-  **Coaches:** Enhanced coach service with at-seat meal service upon request and larger pillows. Reservations required.
-  **Sleeping cars:** Enhanced Superliner sleeping accommodations. - Amtrak Metropolitan Lounge available in Chicago and Portland, and a private waiting area available in St. Paul—Minneapolis for Sleeping car passengers.
-  **Dining:** Enhanced Dining car service; complete meals served on china. - Not available between Spokane and Portland; Sleeping car passengers will receive complimentary cold meal service.
-  **Sightseer Lounge:** Sandwiches, snacks and beverages. (Note—Combined Diner/Lounge provides food and beverage service between Spokane and Seattle).
-  Checked baggage at select stations.
-  Connections available to/from Salem, Albany and Eugene-Springfield.
-  East Glacier Park station is open through October 5, 2013; Browning station reopens October 6, 2013.

Smoking is prohibited.

Trails and Rails Program: In cooperation with the National Park Service, volunteer rangers provide narratives between locations on dates as indicated:

- Daily between Seattle and Shelby, April 20 through September 30, by Klondike Gold Rush National Park.
- Monday through Friday between Minneapolis and Columbus, May 1 through September 6, by Mississippi National River and Recreation Area.
- Tuesdays, Williston to Havre (Train 7) and Wednesdays Havre to Williston (Train 8), May 28 through September 3, by Fort Union Trading Post National Historic Site.
- Saturdays between Williston and Malta, May 25 through September 27, by Fort Union Trading Post National historic site.
- Thursdays, Minot to Havre (Train 7) and Fridays, Havre to Minot (Train 8), May 30 through September 5, by Knife River Indian Villages National Historic Site.
- Sundays between Minot and Malta, May 26 through September 8, by Knife River Indian Villages National Historic Site.

Visit nps.gov/trailsandrails and amtraktoparks.com.

Northstar Commuter Rail

Northstar trains serve the Minneapolis-Big Lake corridor with a bus transfer to St. Cloud. For information, call (612) 373-3333, or visit www.metrotransit.org.

Scenic Highlights

- Wisconsin Dells
- Glacier National Park, Montana
- Mississippi River
- Gateway to Mount Rainier, Washington
- Rocky Mountains
- Columbia River Gorge

Shading Key

- Long-distance train
- Thruway and connecting services

Thruway Bus Connections

Duluth • St. Paul-Minneapolis *(Jefferson Lines)*

8007	Mile		Thruway Number	Symbol		8008
4 30P	0	▼	Univ. of Minnesota at Duluth, MN (CT)	○	▲	4 05P
5 00P		▼	Duluth, MN–Greyhound Station	○	▲	3 45P
6 15P		▼	Hinckley, MN	○	▲	2 10P
7 50P	149	▲	St. Paul-Minneapolis, MN –Amtrak Station (CT)	●	▼	11 50A

Seattle • Vancouver, BC *(Cantrail)*

8948	Mile		Thruway Number	Symbol		8909
10 45A	0	▼	Seattle, WA–Amtrak Station (PT)	●♿	▲	3 30P
1 15P	115	▼	Surrey, BC–Pacific Inn	○	▲	R12 30P
1 45P	132	▼	Richmond, BC –Sandman Signature Hotel	○	▲	R12 00N
2 15P	144	▲	Vancouver, BC –Pacific Central Station (PT)	●♿	▼	11 30A

Omak • Wenatchee *(Northwestern Stage Lines)*

8865	Thruway Number				8868
Daily	Mile		Days of Operation	Symbol	Daily
6 55A	0	▼	Omak, WA (PT)	○	▲
7 05A	4	▼	Okanogan, WA	○	▲
7 35A	27	▼	Brewster, WA	○	▲
7 50A	33	▼	Pateros, WA	○	▲
9 00A	94	▲	Wenatchee, WA (PT)	○	▼

Green Bay • Oshkosh • Fond du Lac • Columbus

(Lamers Connect)

8142	Thruway Number				8143
Daily			Days of Operation	Symbol	Daily
9 25A	Dp	▼	Green Bay, WI (CT)	○	▲
10 15A	▼	▼	Appleton, WI	○	▲
10 55A	▼	▼	Oshkosh, WI–Univ. of Wisconsin	○	▲
11 05A	▼	▼	Oshkosh, WI–Whittman Airport ✈	○	▲
11 35A	▼	▼	Fond du Lac, WI	○	▲
12 05P	▼	▼	Waupun, WI	○	▲
12 25P	▼	▼	Beaver Dam, WI	○	▲
12 40P	Ar	▲	Columbus, WI–Amtrak Station	●	▼
	Ar	▲	Madison, WI	○	▼
	Ar	▲	Madison, WI–UW Memorial Union (CT)	○	▼

Wausau • Stevens Point • Portage *(Lamers Connect)*

8144	Thruway Number				8145
Daily			Days of Operation	Symbol	Daily
10 00A	Dp	▼	Wausau (Transit Center), WI (CT)	○	▲
10 25A	▼	▼	Wausau, WI	○	▲
10 40A	▼	▼	Mosinee, WI	○	▲
11 05A	▼	▼	Stevens Point, WI	○	▲
11 10A	▼	▼	Stevens Point, WI–Univ. of Wisconsin	○	▲
11 55A	▼	▼	Westfield, WI	○	▲
12 30P	Ar	▲	Portage, WI–Amtrak Station (CT)	○	▼

See other side for Shading Key, Route Map and Symbols.

Connecting Local Services

Whitefish–Kalispell–Missoula

Purchase tickets from Rimrock Trailways. (406) 245-5392 or 1-800-255-7655.

Winona–Rochester

Southern Minnesota Shuttle provides twice-daily shuttle service between the Amtrak Winona station and Rochester, Minnesota, with drop-off and pick-up at the Mayo Clinic, hotels, and other locations. Reservations are required. Call (507) 990-0439 (office) or (608) 385-2859 (cell) or email smsuttle@charterinternet.com.

Shelby–Great Falls

Northern Transit Interlocal provides transportation twice weekly between Shelby and Great Falls. For more information, call (406) 470-0727.