

AMTRAK'S ACELA: WEEKDAY SOUTHBOUND PAGE 1/2

According to the [GTFS data](#), this was intended to be valid from **2026-04-06** through **2026-04-16**.
Always check [Amtrak.com](https://www.amtrak.com) for precise times for your exact date of travel.
 Timetables may change for holidays, special events, construction projects, and other reasons.

Mile	♿	Station	Train #	Train #	Train #	Train #	Train #	Train #	Train #	Train #	
			2107	2109	2153	2155	2117	2159	2121	2163	2167
			Mo-Fr	Mo-Fr	Mo-Fr	Mo-Fr	Mo-Fr	Mo-Fr	Mo-Fr	Mo-Fr	Mo-Fr
			Read Down	Read Down	Read Down	Read Down	Read Down	Read Down	Read Down	Read Down	
0	♿	BOSTON, MA (BOS) - South Station			5:55A	7:15A			9:10A	1:05P	
1	♿	Boston, MA (BBY) - Back Bay Station			6:01A	7:20A			9:15A	1:11P	
11	♿	Route 128, MA (RTE)			6:11A	7:29A			9:25A	1:20P	
43	♿	Providence, RI (PVD)			6:34A	7:50A			9:46A	1:41P	
156	♿	NEW HAVEN, CT (NHV) - Union Station			8:09A	9:19A			11:16A	1:13P	
195	♿	Stamford, CT (STM)			8:57A	10:06A			12:01P	1:59P	
231	♿	NEW YORK, NY (NYP) - Moynihan Train Hall at Penn Station 	Dp 6:30A	8:00A	9:48A 10:00A	10:57A 11:07A	12:00P	12:51P 1:02P	2:15P	2:49P 3:00P	
241	♿	Newark, NJ (NWK) - Penn Station	6:44A	8:17A		11:22A	12:14P	1:17P	2:30P	3:15P	
255	♿	Metropark, NJ (MET)	6:57A	8:29A	10:26A						
322	♿	PHILADELPHIA, PA (PHL) - 30th St. Station	Ar 7:37A Dp 7:39A	9:10A 9:17A	11:10A 11:12A	12:18P 12:20P	1:07P 1:10P	2:12P 2:14P	3:25P 3:27P	4:08P 4:10P	
347	♿	Wilmington, DE (WIL)	8:04A	9:40A	11:38A	12:45P	1:37P	2:37P	4:35P	6:35P	
416	♿	Baltimore, MD (BAL) - Penn Station	8:50A	10:21A	12:27P	1:31P	2:22P	3:26P	4:36P	5:20P	
427	♿	Baltimore, MD (BWI) - BWI Thurgood Marshall Airport						3:39P		5:33P	
457	♿	WASHINGTON, DC (WAS) - Union Station	Ar 9:27A	10:58A	1:05P	2:06P	2:57P	4:03P	5:12P	5:58P	

- ♿ Platform and train are accessible to people in wheelchairs — some station services may not be accessible.
- ✗ Platform and train are **not accessible** to people in wheelchairs.
- Checked baggage service available
- D** Stops only to discharge passengers (may leave before time shown)
- R** Stops only to receive passengers

Connecting trains provided by: MBTA SLE CT rail Shore Line East HHL CT rail Hartford Line MN Metro-North Railroad NJ Transit NYCT NYC Transit (Subway) LIRR Long Island Rail Road PATH SEPTA MARC MARC Train LRT Baltimore LRT WMATA DC Streetcar Virginia Railway Express

This timetable is not an official Amtrak product. **This timetable is provided AS IS. No warranties are provided and all warranties are disclaimed.**
 It was produced as a public service by Christopher Juckins <https://juckins.net> for [Rail Passengers Association](#), based on GTFS data released to the public by [Amtrak](#), and on other data sources.

Timetable generated on **2026-04-05** by timetable_kit (https://github.com/neroden/timetable_kit).
 Material from timetable_kit in this timetable is subject to the Creative Commons [CC-BY-4.0](#) license.

Timetable_kit was written by Nathanael Nerode.
If you appreciate this timetable, please wear an N95 or P100 mask on the train.
Nathanael's family is immunocompromised and can't take the train unless you wear masks.

AMTRAK'S ACELA: WEEKDAY SOUTHBOUND PAGE 2/2

According to the [GTFS data](#), this was intended to be valid from **2026-04-06** through **2026-04-16**.
Always check [Amtrak.com](https://www.amtrak.com) for precise times for your exact date of travel.
 Timetables may change for holidays, special events, construction projects, and other reasons.

Mile	♿	Station	Train # 2171	Train # 2193
			Read Down	Read Down
0	♿	BOSTON, MA (BOS) - South Station	Dp 3:10P	6:05P
1	♿	Boston, MA (BBY) - Back Bay Station	3:16P	6:11P
11	♿	Route 128, MA (RTE)	3:25P	6:20P
43	♿	Providence, RI (PVD)	3:48P	6:40P
156	♿	NEW HAVEN, CT (NHV) - Union Station	5:24P	
195	♿	Stamford, CT (STM)	6:14P	8:51P
231	♿	NEW YORK, NY (NYP) - Moynihan Train Hall at Penn Station 	Ar Dp 7:08P 7:18P	9:46P
241	♿	Newark, NJ (NWK) - Penn Station	7:35P	
255	♿	Metropark, NJ (MET)		
322	♿	PHILADELPHIA, PA (PHL) - 30th St. Station	8:31P	
347	♿	Wilmington, DE (WIL)	8:57P	
416	♿	Baltimore, MD (BAL) - Penn Station LRT	9:44P	
427	♿	Baltimore, MD (BWI) - BWI Thurgood Marshall Airport		
457	♿	WASHINGTON, DC (WAS) - Union Station	Ar 10:20P	

- ♿ Platform and train are accessible to people in wheelchairs — some station services may not be accessible.
- ✘ Platform and train are **not accessible** to people in wheelchairs.
- Checked baggage service available
- D** Stops only to discharge passengers (may leave before time shown)
- R** Stops only to receive passengers

Connecting trains provided by: [MBTA](#) [SLE CT rail Shore Line East](#) [HL CT rail Hartford Line](#) [MN Metro-North Railroad](#) [NJ Transit](#) [NYCT NYC Transit \(Subway\)](#)
[LIRR Long Island Rail Road](#) [PATH](#) [SEPTA](#) [MARC Train LRT Baltimore LRT](#) [WMATA](#) [DC Streetcar](#) [Virginia Railway Express](#)

This timetable is not an official Amtrak product. **This timetable is provided AS IS. No warranties are provided and all warranties are disclaimed.**
 It was produced as a public service by Christopher Juckins <https://juckins.net> for [Rail Passengers Association](#), based on GTFS data released to the public by [Amtrak](#), and on other data sources.

Timetable generated on **2026-04-05** by timetable_kit (https://github.com/neroden/timetable_kit).
 Material from timetable_kit in this timetable is subject to the Creative Commons [CC-BY-4.0](#) license.

Timetable_kit was written by Nathanael Nerode.
If you appreciate this timetable, please wear an N95 or P100 mask on the train.
Nathanael's family is immunocompromised and can't take the train unless you wear masks.

AMTRAK'S ACELA: WEEKDAY NORTHBOUND PAGE 1/2

According to the [GTFS data](#), this was intended to be valid from **2026-03-29** through **2026-04-24**.
Always check [Amtrak.com](https://www.amtrak.com) for precise times for your exact date of travel.
 Timetables may change for holidays, special events, construction projects, and other reasons.

Mile	♿	Station	Train #	Train #	Train #	Train #	Train #	Train #	Train #	Train #	Train #		
			2190	2192	2150	2104	2162	2108	2166	2168	2172	2122	
			Mo-Fr	Mo-Fr	Mo-Fr	Mo-Fr	Mo-Fr	Mo-Fr	Mo-Fr	Mo-Fr	Mo-Fr	Mo-Fr	
			Read Down	Read Down	Read Down	Read Down	Read Down	Read Down	Read Down	Read Down	Read Down		
0	♿	WASHINGTON, DC (WAS) - Union Station			5:00A	8:00A	9:30A	10:30A	12:55P	1:55P	4:00P	5:25P	
30	♿	Baltimore, MD (BWI) - BWI Thurgood Marshall Airport			5:21A	8:22A							
41	♿	Baltimore, MD (BAL) - Penn Station			5:34A	8:37A	10:01A	11:01A	1:25P	2:25P	4:32P	5:57P	
110	♿	Wilmington, DE (WIL)			6:16A	9:21A	10:44A	11:44A	2:09P	3:10P	5:16P	6:43P	
135	♿	PHILADELPHIA, PA (PHL) - 30th St. Station			6:37A	9:44A	11:05A	12:04P	2:32P	3:33P	5:39P	7:05P	
202	♿	Metropark, NJ (MET)					11:51A					7:48P	
216	♿	Newark, NJ (NWK) - Penn Station			7:31A	D 10:39A	12:06P	1:02P	3:32P	4:28P	6:40P	8:03P	
226	♿	NEW YORK, NY (NYP) - Moynihan Train Hall at Penn Station 	Dp	5:27A	7:03A	7:48A 7:57A	11:01A	12:24P 12:34P	1:20P	3:50P 3:59P	4:48P 5:00P	7:00P 7:10P	8:23P
262	♿	Stamford, CT (STM)			6:14A	7:51A	8:47A	1:17P		5:50P	7:55P		
301	♿	NEW HAVEN, CT (NHV) - Union Station			7:13A	8:42A		2:11P	5:36P	6:40P			
414	♿	Providence, RI (PVD)			8:41A	10:14A	10:57A	3:30P	7:01P	8:02P	10:17P		
446	♿	Route 128, MA (RTE)	D	9:09A	D 10:48A	D 11:24A		D 3:59P	D 7:31P	D 8:32P	D 10:47P		
456	♿	Boston, MA (BBY) - Back Bay Station	D	9:24A	D 11:01A	D 11:33A		D 4:10P	D 7:45P	D 8:44P	D 10:56P		
457	♿	BOSTON, MA (BOS) - South Station	Ar	9:32A	11:07A	11:44A		4:22P	7:51P	8:49P	11:07P		

- ♿ Platform and train are accessible to people in wheelchairs — some station services may not be accessible.
- ♿ Platform and train are **not accessible** to people in wheelchairs.
- Checked baggage service available
- D Stops only to discharge passengers (may leave before time shown)
- R Stops only to receive passengers

Connecting trains provided by:

This timetable is not an official Amtrak product. **This timetable is provided AS IS. No warranties are provided and all warranties are disclaimed.**
 It was produced as a public service by Christopher Juckins <https://juckins.net> for [Rail Passengers Association](#), based on GTFS data released to the public by [Amtrak](#), and on other data sources.

Timetable generated on **2026-04-05** by timetable_kit (https://github.com/neroden/timetable_kit).
 Material from timetable_kit in this timetable is subject to the Creative Commons [CC-BY-4.0](#) license.





















Timetable_kit was written by Nathanael Nerode.
If you appreciate this timetable, please wear an N95 or P100 mask on the train.
Nathanael's family is immunocompromised and can't take the train unless you wear masks.

AMTRAK'S ACELA: WEEKDAY NORTHBOUND PAGE 2/2

According to the [GTFS data](#), this was intended to be valid from **2026-03-29** through **2026-04-24**.


Always check [Amtrak.com](https://www.amtrak.com) for precise times for your exact date of travel.

Timetables may change for holidays, special events, construction projects, and other reasons.

Mile	♿	Station	Train #	Train #
			2124	2126
			Mo-Fr	Mo-Fr
			Read Down	Read Down
0	♿	WASHINGTON, DC (WAS) - Union Station   	Dp 6:25P	7:05P
30	♿	Baltimore, MD (BWI) - BWI Thurgood Marshall Airport 		
41	♿	Baltimore, MD (BAL) - Penn Station  	6:57P	7:39P
110	♿	Wilmington, DE (WIL) 	7:43P	
135	♿	PHILADELPHIA, PA (PHL) - 30th St. Station 	8:04P	8:41P
202	♿	Metropark, NJ (MET) 	8:47P	
216	♿	Newark, NJ (NWK) - Penn Station 	9:01P	D 9:37P
226	♿	NEW YORK, NY (NYP) - Moynihan Train Hall at Penn Station  	Ar 9:20P	9:55P
262	♿	Stamford, CT (STM) 		
301	♿	NEW HAVEN, CT (NHV) - Union Station   		
414	♿	Providence, RI (PVD) 		
446	♿	Route 128, MA (RTE) 		
456	♿	Boston, MA (BBY) - Back Bay Station 		
457	♿	BOSTON, MA (BOS) - South Station 		

♿ Platform and train are accessible to people in wheelchairs — some station services may not be accessible.

✗ Platform and train are **not accessible** to people in wheelchairs.

 Checked baggage service available

D Stops only to discharge passengers (may leave before time shown)

R Stops only to receive passengers

Connecting trains provided by:                   

This timetable is not an official Amtrak product. **This timetable is provided AS IS. No warranties are provided and all warranties are disclaimed.**

It was produced as a public service by Christopher Juckins <https://juckins.net> for [Rail Passengers Association](#), based on GTFS data released to the public by [Amtrak](#), and on other data sources.

Timetable generated on **2026-04-05** by timetable_kit (https://github.com/neroden/timetable_kit).

Material from timetable_kit in this timetable is subject to the Creative Commons [CC-BY-4.0](#) license.

Timetable_kit was written by Nathanael Nerode.

If you appreciate this timetable, please wear an N95 or P100 mask on the train.

Nathanael's family is immunocompromised and can't take the train unless you wear masks.

AMTRAK'S ACELA: SATURDAY SOUTHBOUND PAGE 1/1

According to the [GTFS data](#), this was intended to be valid from **2026-04-18** through **2026-04-18**.
Always check [Amtrak.com](https://www.amtrak.com) for precise times for your exact date of travel.
 Timetables may change for holidays, special events, construction projects, and other reasons.

Mile	♿	Station	Train #	Train #	Train #	Train #	Train #	Train #	Train #
			2201	2203	2205	2249	2271	2255	2259
			Sa	Sa	SaSu	Sa	Sa	SaSu	SaSu
			Read Down	Read Down	Read Down	Read Down	Read Down	Read Down	Read Down
0	♿	BOSTON, MA (BOS) - South Station				6:05A	7:15A	1:10P	4:25P
1	♿	Boston, MA (BBY) - Back Bay Station				6:10A	7:20A	1:14P	4:30P
11	♿	Route 128, MA (RTE)				6:20A	7:30A	1:23P	4:39P
43	♿	Providence, RI (PVD)				6:41A	7:52A	1:44P	5:00P
156	♿	NEW HAVEN, CT (NHV) - Union Station				8:10A	9:31A	3:10P	6:34P
195	♿	Stamford, CT (STM)				8:55A	10:18A	3:55P	7:19P
231	♿	NEW YORK, NY (NYP) - Moynihan Train Hall at Penn Station 	Dp 6:55A	7:57A	9:00A	9:53A 10:03A	11:10A 11:20A	4:48P 5:00P	8:14P 8:24P
241	♿	Newark, NJ (NWK) - Penn Station	7:09A	8:14A	9:14A	10:17A	11:34A	5:14P	8:38P
255	♿	Metropark, NJ (MET)	7:24A	8:29A	9:29A			5:29P	
322	♿	PHILADELPHIA, PA (PHL) - 30th St. Station	Ar 8:07A Dp 8:10A	9:08A 9:10A	10:11A 10:13A	11:15A 11:17A	12:33P 12:35P	6:07P 6:09P	9:35P 9:42P
347	♿	Wilmington, DE (WIL)	8:34A	9:33A	10:36A	11:41A	1:02P	6:33P	10:10P
416	♿	Baltimore, MD (BAL) - Penn Station	9:25A	10:26A	11:23A	12:26P	1:50P	7:24P	11:03P
427	♿	Baltimore, MD (BWI) - BWI Thurgood Marshall Airport	9:38A	10:39A	11:36A	12:39P		7:37P	11:16P
457	♿	WASHINGTON, DC (WAS) - Union Station	Ar 10:02A	11:03A	12:00P	1:04P	2:23P	8:02P	11:42P

- ♿ Platform and train are accessible to people in wheelchairs — some station services may not be accessible.
- ♿ Platform and train are **not accessible** to people in wheelchairs.
- Checked baggage service available
- D** Stops only to discharge passengers (may leave before time shown)
- R** Stops only to receive passengers

Connecting trains provided by: MBTA SLE CT rail Shore Line East OHL CT rail Hartford Line MN Metro-North Railroad NJ Transit NYCT NYC Transit (Subway) LIRR Long Island Rail Road PATH SEPTA MARC MARC Train LRT Baltimore LRT WMATA DC Streetcar Virginia Railway Express

This timetable is not an official Amtrak product. **This timetable is provided AS IS. No warranties are provided and all warranties are disclaimed.**
 It was produced as a public service by Christopher Juckins <https://juckins.net> for [Rail Passengers Association](#), based on GTFS data released to the public by [Amtrak](#), and on other data sources.

Timetable generated on **2026-04-05** by timetable_kit (https://github.com/neroden/timetable_kit).
 Material from timetable_kit in this timetable is subject to the Creative Commons [CC-BY-4.0](#) license.

Timetable_kit was written by Nathanael Nerode.
If you appreciate this timetable, please wear an N95 or P100 mask on the train.
Nathanael's family is immunocompromised and can't take the train unless you wear masks.

AMTRAK'S ACELA: SATURDAY NORTHBOUND PAGE 1/1

According to the [GTFS data](#), this was intended to be valid from 2026-04-18 through 2026-04-18. Always check [Amtrak.com](#) for precise times for your exact date of travel. Timetables may change for holidays, special events, construction projects, and other reasons.

Mile	Station	Train #	Train #	Train #	Train #	Train #	Train #
		2248	2250	2252	2214	2216	2218
		SaSu	Sa	SaSu	Sa	Sa	Sa
		Read Down	Read Down	Read Down	Read Down	Read Down	Read Down
0	WASHINGTON, DC (WAS) - Union Station	Dp 7:50A	8:40A	11:00A	12:00P	2:00P	2:35P
30	Baltimore, MD (BWI) - BWI Thurgood Marshall Airport	8:11A	9:01A	11:21A	12:21P	2:21P	2:56P
41	Baltimore, MD (BAL) - Penn Station LRT	8:25A	9:14A	11:34A	12:34P	2:34P	3:09P
110	Wilmington, DE (WIL)	9:11A	10:00A	12:17P	1:19P	3:19P	3:52P
135	PHILADELPHIA, PA (PHL) - 30th St. Station	9:33A	10:23A	12:39P	1:40P	3:42P	4:18P
202	Metropark, NJ (MET)		11:12A				
216	Newark, NJ (NWK) - Penn Station	10:36A	11:31A	1:34P	2:36P	4:36P	5:34P
226	NEW YORK, NY (NYP) - Moynihan Train Hall at Penn Station 	Ar 10:58A Dp 11:11A	11:48A 11:58A	1:51P 2:01P	2:56P	4:54P	5:54P
262	Stamford, CT (STM)	11:56A	12:42P	2:47P			
301	NEW HAVEN, CT (NHV) - Union Station	12:58P		3:43P			
414	Providence, RI (PVD)	2:29P	2:59P	5:11P			
446	Route 128, MA (RTE)	D 2:58P	D 3:28P	D 5:39P			
456	Boston, MA (BBY) - Back Bay Station	D 3:08P	D 3:41P	D 5:51P			
457	BOSTON, MA (BOS) - South Station	Ar 3:15P	3:56P	5:57P			

Platform and train are accessible to people in wheelchairs — some station services may not be accessible.

Platform and train are **not accessible** to people in wheelchairs.

Checked baggage service available

D Stops only to discharge passengers (may leave before time shown)

R Stops only to receive passengers

Connecting trains provided by: MARC Train WMATA DC Streetcar Virginia Railway Express LRT Baltimore LRT SEPTA NJ Transit PATH NYCT NYC Transit (Subway) LIRR Long Island Rail Road MN Metro-North Railroad SLE CT rail Shore Line East HL CT rail Hartford Line MBTA

This timetable is not an official Amtrak product. This timetable is provided AS IS. No warranties are provided and all warranties are disclaimed. It was produced as a public service by Christopher Juckins <https://juckins.net> for [Rail Passengers Association](#), based on GTFS data released to the public by [Amtrak](#), and on other data sources.

Timetable generated on 2026-04-05 by timetable_kit (https://github.com/neroden/timetable_kit). Material from timetable_kit in this timetable is subject to the Creative Commons [CC-BY-4.0](#) license.

Timetable_kit was written by Nathanael Nerode.
If you appreciate this timetable, please wear an N95 or P100 mask on the train.
Nathanael's family is immunocompromised and can't take the train unless you wear masks.

AMTRAK'S ACELA: SUNDAY SOUTHBOUND PAGE 1/1

According to the [GTFS data](#), this was intended to be valid from **2026-04-19** through **2026-04-19**.
Always check [Amtrak.com](https://www.amtrak.com) for precise times for your exact date of travel.
 Timetables may change for holidays, special events, construction projects, and other reasons.

Mile	♿	Station	Train #	Train #	Train #	Train #	Train #	Train #	Train #	Train #	
			2205	2207	2271	2265	2255	2257	2259	2275	2295
			SaSu	Su	Su	Su	SaSu	Su	SaSu	Su	Su
			Read Down	Read Down	Read Down	Read Down	Read Down	Read Down	Read Down	Read Down	
0	♿	BOSTON, MA (BOS) - South Station			7:15A	9:25A	1:10P	2:05P	4:25P	5:25P	6:15P
1	♿	Boston, MA (BBY) - Back Bay Station			7:20A	9:30A	1:14P	2:11P	4:30P	5:30P	6:20P
11	♿	Route 128, MA (RTE)			7:30A	9:39A	1:23P	2:21P	4:39P	5:39P	6:29P
43	♿	Providence, RI (PVD)			7:52A	10:00A	1:44P	2:42P	5:00P	6:00P	6:52P
156	♿	NEW HAVEN, CT (NHV) - Union Station			9:31A	11:31A	3:10P	4:14P	6:34P		8:32P
195	♿	Stamford, CT (STM)			10:18A	12:16P	3:55P	5:02P	7:19P		9:14P
231	♿	NEW YORK, NY (NYP) - Moynihan Train Hall at Penn Station 	Dp 9:00A	10:03A	11:10A 11:20A	1:14P 1:30P	4:48P 5:00P	6:00P 6:10P	8:14P 8:24P	9:10P 9:20P	10:06P
241	♿	Newark, NJ (NWK) - Penn Station	9:14A	10:17A	11:34A	1:44P	5:14P	6:24P	8:38P	9:34P	
255	♿	Metropark, NJ (MET)	9:29A	10:31A		1:58P	5:29P				
322	♿	PHILADELPHIA, PA (PHL) - 30th St. Station	Ar 10:11A Dp 10:13A	11:14A 11:16A	12:33P 12:35P	2:40P 2:42P	6:07P 6:09P	7:18P 7:30P	9:35P 9:42P	10:23P 10:25P	
347	♿	Wilmington, DE (WIL)	10:36A	11:40A	1:02P	3:05P	6:33P	7:58P	10:10P		
416	♿	Baltimore, MD (BAL) - Penn Station	11:23A	12:25P	1:50P	3:55P	7:24P	8:50P	11:03P	11:35P	
427	♿	Baltimore, MD (BWI) - BWI Thurgood Marshall Airport	11:36A	12:37P		4:08P	7:37P	9:03P	11:16P		
457	♿	WASHINGTON, DC (WAS) - Union Station	Ar 12:00P	1:04P	2:23P	4:33P	8:02P	9:28P	11:42P	12:07A	

- ♿ Platform and train are accessible to people in wheelchairs — some station services may not be accessible.
- ♿ Platform and train are **not accessible** to people in wheelchairs.
- Checked baggage service available
- D** Stops only to discharge passengers (may leave before time shown)
- R** Stops only to receive passengers

Connecting trains provided by: MBTA SLE CT rail Shore Line East HHL CT rail Hartford Line MN Metro-North Railroad NJ Transit NYCT NYC Transit (Subway) LIRR Long Island Rail Road PATH SEPTA MARC MARC Train LRT Baltimore LRT WMATA DC Streetcar Virginia Railway Express

This timetable is not an official Amtrak product. **This timetable is provided AS IS. No warranties are provided and all warranties are disclaimed.**
 It was produced as a public service by Christopher Juckins <https://juckins.net> for [Rail Passengers Association](#), based on GTFS data released to the public by [Amtrak](#), and on other data sources.

Timetable generated on **2026-04-05** by timetable_kit (https://github.com/neroden/timetable_kit).
 Material from timetable_kit in this timetable is subject to the Creative Commons [CC-BY-4.0](#) license.

Timetable_kit was written by Nathanael Nerode.
If you appreciate this timetable, please wear an N95 or P100 mask on the train.
Nathanael's family is immunocompromised and can't take the train unless you wear masks.

AMTRAK'S ACELA: SUNDAY NORTHBOUND PAGE 1/2

According to the [GTFS data](#), this was intended to be valid from **2026-04-19** through **2026-04-26**.
Always check [Amtrak.com](https://www.amtrak.com) for precise times for your exact date of travel.
 Timetables may change for holidays, special events, construction projects, and other reasons.

Mile	Station	Train #	Train #	Train #	Train #	Train #	Train #	Train #	Train #	Train #
		2290	2292	2248	2250	2256	2252	2258	2222	2274
		Su	Su	SaSu	Su	Su	SaSu	Su	Su	Su
		Read Down	Read Down	Read Down	Read Down	Read Down	Read Down	Read Down	Read Down	Read Down
0	WASHINGTON, DC (WAS) - Union Station			7:50A	8:40A	9:40A	11:00A	4:05P	5:00P	5:55P
30	Baltimore, MD (BWI) - BWI Thurgood Marshall Airport			8:11A	9:01A		11:21A	4:26P	5:21P	
41	Baltimore, MD (BAL) - Penn Station			8:25A	9:14A	10:11A	11:34A	4:39P	5:34P	6:27P
110	Wilmington, DE (WIL)			9:11A	10:00A	10:54A	12:17P	5:22P	6:17P	7:11P
135	PHILADELPHIA, PA (PHL) - 30th St. Station			9:33A	10:23A	11:16A	12:39P	5:45P	6:39P	7:32P
202	Metropark, NJ (MET)				11:12A				7:22P	D 8:16P
216	Newark, NJ (NWK) - Penn Station			10:36A	11:31A	12:13P	1:34P	6:46P	7:35P	D 8:32P
226	NEW YORK, NY (NYP) - Moynihan Train Hall at Penn Station 	Dp 7:40A	8:20A	10:58A 11:11A	11:48A 11:58A	12:32P 12:44P	1:51P 2:01P	7:05P 7:15P	7:55P	8:53P 9:03P
262	Stamford, CT (STM)	8:26A		11:56A	12:42P	1:29P	2:47P	8:00P		
301	NEW HAVEN, CT (NHV) - Union Station		10:05A	12:58P		2:27P	3:43P	8:54P		10:39P
414	Providence, RI (PVD)	10:45A	11:27A	2:29P	2:59P	3:55P	5:11P	10:25P		12:05A
446	Route 128, MA (RTE)	D 11:11A	D 11:53A	D 2:58P	D 3:28P	D 4:21P	D 5:39P	D 10:54P		D 12:32A
456	Boston, MA (BBY) - Back Bay Station	D 11:21A	D 12:03P	D 3:08P	D 3:41P	D 4:35P	D 5:51P	D 11:07P		D 12:43A
457	BOSTON, MA (BOS) - South Station	Ar 11:26A	12:08P	3:15P	3:56P	4:43P	5:57P	11:17P		12:48A

- Platform and train are accessible to people in wheelchairs — some station services may not be accessible.
- Platform and train are **not accessible** to people in wheelchairs.
- Checked baggage service available
- D** Stops only to discharge passengers (may leave before time shown)
- R** Stops only to receive passengers

Connecting trains provided by: Virginia Railway Express Baltimore LRT SEPTA NJ Transit PATH NYCT
 NYC Transit (Subway) LIRR Long Island Rail Road MN Metro-North Railroad SLE CT rail Shore Line East OHL CT rail Hartford Line MBTA

This timetable is not an official Amtrak product. **This timetable is provided AS IS. No warranties are provided and all warranties are disclaimed.**
 It was produced as a public service by Christopher Juckins <https://juckins.net> for [Rail Passengers Association](#), based on GTFS data released to the public by [Amtrak](#), and on other data sources.

Timetable generated on **2026-04-05** by timetable_kit (https://github.com/neroden/timetable_kit).
 Material from timetable_kit in this timetable is subject to the Creative Commons [CC-BY-4.0](#) license.




















Timetable_kit was written by Nathanael Nerode.
If you appreciate this timetable, please wear an N95 or P100 mask on the train.
Nathanael's family is immunocompromised and can't take the train unless you wear masks.

AMTRAK'S ACELA: SUNDAY NORTHBOUND PAGE 2/2

According to the [GTFS data](#), this was intended to be valid from **2026-04-19** through **2026-04-26**.


Always check [Amtrak.com](https://www.amtrak.com) for precise times for your exact date of travel.

Timetables may change for holidays, special events, construction projects, and other reasons.

Mile	♿	Station	Train #	Train #
			2226	2228
			Su	Su
			Read Down	Read Down
0	♿	WASHINGTON, DC (WAS) - Union Station   	Dp 7:20P	9:05P
30	♿	Baltimore, MD (BWI) - BWI Thurgood Marshall Airport 		9:26P
41	♿	Baltimore, MD (BAL) - Penn Station  LRT	7:52P	9:39P
110	♿	Wilmington, DE (WIL) 	8:34P	10:23P
135	♿	PHILADELPHIA, PA (PHL) - 30th St. Station 	8:55P	10:47P
202	♿	Metropark, NJ (MET) 		11:31P
216	♿	Newark, NJ (NWK) - Penn Station 	9:48P	D 11:45P
226	♿	NEW YORK, NY (NYP) - Moynihan Train Hall at Penn Station  	Ar 10:08P	12:05A
262	♿	Stamford, CT (STM) 		
301	♿	NEW HAVEN, CT (NHV) - Union Station   		
414	♿	Providence, RI (PVD) 		
446	♿	Route 128, MA (RTE) 		
456	♿	Boston, MA (BBY) - Back Bay Station 		
457	♿	BOSTON, MA (BOS) - South Station 		

♿ Platform and train are accessible to people in wheelchairs — some station services may not be accessible.

✗ Platform and train are **not accessible** to people in wheelchairs.

 Checked baggage service available

D Stops only to discharge passengers (may leave before time shown)

R Stops only to receive passengers

Connecting trains provided by:           
         

This timetable is not an official Amtrak product. **This timetable is provided AS IS. No warranties are provided and all warranties are disclaimed.**

It was produced as a public service by Christopher Juckins <https://juckins.net> for [Rail Passengers Association](#), based on GTFS data released to the public by [Amtrak](#), and on other data sources.

Timetable generated on **2026-04-05** by timetable_kit (https://github.com/neroden/timetable_kit).

Material from timetable_kit in this timetable is subject to the Creative Commons [CC-BY-4.0](#) license.

Timetable_kit was written by Nathanael Nerode.

If you appreciate this timetable, please wear an N95 or P100 mask on the train.

Nathanael's family is immunocompromised and can't take the train unless you wear masks.