

AMTRAK'S ACELA: WEEKDAY SOUTHBOUND PAGE 1/2

According to the [GTFS data](#), this was intended to be valid from **2026-01-05** through **2026-01-16**.
Always check [Amtrak.com](#) for precise times for your exact date of travel.
 Timetables may change for holidays, special events, construction projects, and other reasons.

Mile	Station	Train # 2107	Train # 2109	Train # 2153	Train # 2155	Train # 2117	Train # 2159	Train # 2121	Train # 2163	Train # 2167
		Mo-Fr	Mo-Fr	Mo-Fr	Mo-Fr	Mo-Fr	Mo-Fr	Mo-Fr	Mo-Fr	Mo-Fr
		Read Down	Read Down	Read Down	Read Down	Read Down	Read Down	Read Down	Read Down	Read Down
0	BOSTON, MA (BOS) - South Station			5:55A	7:15A		9:10A		11:05A	1:05P
1	Boston, MA (BBY) - Back Bay Station			6:01A	7:20A		9:15A		11:11A	1:11P
11	Route 128, MA (RTE)			6:11A	7:29A		9:25A		11:20A	1:20P
43	Providence, RI (PVD)			6:34A	7:50A		9:46A		11:43A	1:41P
156	NEW HAVEN, CT (NHV) - Union Station			8:09A	9:14A		11:16A		1:13P	3:16P
195	Stamford, CT (STM)			8:57A	9:59A		12:01P		1:59P	4:01P
231	NEW YORK, NY (NYP) - Moynihan Train Hall at Penn Station 	Dp 6:30A	8:00A	9:48A 10:00A	10:50A 11:00A	12:00P	12:51P 1:02P	2:15P	2:49P 3:00P	4:50P 5:00P
241	Newark, NJ (NWK) - Penn Station	6:44A	8:17A		11:15A	12:14P	1:17P	2:30P	3:15P	
255	Metropark, NJ (MET)	6:57A	8:29A	10:26A						
322	PHILADELPHIA, PA (PHL) - 30th St. Station	7:39A	9:12A	11:12A	12:12P	1:10P	2:14P	3:27P	4:10P	6:09P
347	Wilmington, DE (WIL)	8:00A	9:32A	11:36A	12:32P	1:32P	2:33P		4:30P	6:29P
416	Baltimore, MD (BAL) - Penn Station	8:46A	10:16A	12:24P	1:19P	2:18P	3:21P	4:32P	5:15P	7:16P
427	Baltimore, MD (BWI) - BWI Thurgood Marshall Airport						3:34P		5:28P	7:28P
457	WASHINGTON, DC (WAS) - Union Station	Ar 9:23A	10:53A	1:00P	1:53P	2:52P	3:58P	5:08P	5:53P	7:56P

Platform and train are accessible to people in wheelchairs — some station services may not be accessible.

Platform and train are **not accessible** to people in wheelchairs.

Checked baggage service available

D Stops only to discharge passengers (may leave before time shown)

R Stops only to receive passengers

Connecting trains provided by: **MBTA** **SLE** **CT rail** **Shore Line East** **HL** **CT rail** **Hartford Line** **MN** **Metro-North Railroad** **NJ Transit** **NYCT** **NYC Transit (Subway)** **LIRR** **Long Island Rail Road** **PATH** **SEPTA** **MARC** **MARC Train LRT** **Baltimore LRT** **WMATA** **dc** **DC Streetcar** **Virginia Railway Express**

This timetable is not an official Amtrak product. This timetable is provided AS IS. No warranties are provided and all warranties are disclaimed.

It was produced as a public service by Christopher Jenkins <https://juckins.net> for [Rail Passengers Association](#), based on GTFS data released to the public by Amtrak, and on other data sources.

Timetable generated on **2026-01-06** by timetable_kit (https://github.com/neroden/timetable_kit).

Material from timetable_kit in this timetable is subject to the Creative Commons [CC-BY-4.0](#) license.

Timetable_kit was written by Nathanael Nerode.

If you appreciate this timetable, please wear an N95 or P100 mask on the train.

Nathanael's family is immunocompromised and can't take the train unless you wear masks.



RAIL PASSENGERS
ASSOCIATION

AMTRAK'S ACELA: WEEKDAY SOUTHBOUND PAGE 2/2

According to the [GTFS data](#), this was intended to be valid from **2026-01-05** through **2026-01-16**.
Always check [Amtrak.com](#) for precise times for your exact date of travel.
 Timetables may change for holidays, special events, construction projects, and other reasons.

Mile	Station	Train # 2171	Train # 2193
		Mo-Fr	Mo-Fr
		Read Down	Read Down
0	BOSTON, MA (BOS) - South Station	Dp 3:10P	6:05P
1	Boston, MA (BBY) - Back Bay Station	3:16P	6:11P
11	Route 128, MA (RTE)	3:25P	6:20P
43	Providence, RI (PVD)	3:48P	6:40P
156	NEW HAVEN, CT (NHV) - Union Station	5:24P	
195	Stamford, CT (STM)	6:14P	8:51P
231	NEW YORK, NY (NYP) - Moynihan Train Hall at Penn Station 	Ar 7:08P Dp 7:18P	9:46P
241	Newark, NJ (NWK) - Penn Station	7:35P	
255	Metropark, NJ (MET)		
322	PHILADELPHIA, PA (PHL) - 30th St. Station	8:31P	
347	Wilmington, DE (WIL)	8:53P	
416	Baltimore, MD (BAL) - Penn Station	9:40P	
427	Baltimore, MD (BWI) - BWI Thurgood Marshall Airport		
457	WASHINGTON, DC (WAS) - Union Station	Ar 10:16P	

- Platform and train are accessible to people in wheelchairs — some station services may not be accessible.
- Platform and train are **not accessible** to people in wheelchairs.
- Checked baggage service available
- D** Stops only to discharge passengers (may leave before time shown)
- R** Stops only to receive passengers

Connecting trains provided by: MBTA SLE CT rail Shore Line East HHL CT rail Hartford Line MTH Metro-North Railroad NJ Transit NYCT NYC Transit (Subway) LIRR Long Island Rail Road PATH SEPTA MARC MARC Train LRT Baltimore LRT WMATA dc DC Streetcar VRE Virginia Railway Express






















This timetable is not an official Amtrak product. **This timetable is provided AS IS. No warranties are provided and all warranties are disclaimed.**
 It was produced as a public service by Christopher Juckins <https://juckins.net> for [Rail Passengers Association](#), based on GTFS data released to the public by Amtrak, and on other data sources.




Timetable generated on **2026-01-06** by timetable_kit (https://github.com/neroden/timetable_kit).
 Material from timetable_kit in this timetable is subject to the Creative Commons [CC-BY-4.0](#) license.

Timetable_kit was written by Nathanael Nerode.
If you appreciate this timetable, please wear an N95 or P100 mask on the train.
Nathanael's family is immunocompromised and can't take the train unless you wear masks.

AMTRAK'S ACELA: WEEKDAY NORTHBOUND PAGE 1/2

According to the [GTFS data](#), this was intended to be valid from **2026-01-09** through **2026-01-15**.
Always check [Amtrak.com](#) for precise times for your exact date of travel.
 Timetables may change for holidays, special events, construction projects, and other reasons.

Mile	Station	Train # 2190	Train # 2192	Train # 2150	Train # 2104	Train # 2162	Train # 2108	Train # 2166	Train # 2168	Train # 2170	Train # 2122
		Mo-Fr	Mo-Fr	Mo-Fr	Mo-Fr	Mo-Fr	Mo-Fr	Mo-Fr	Mo-Fr	Mo-Fr	Mo-Fr
		Read Down	Read Down	Read Down	Read Down	Read Down	Read Down	Read Down	Read Down	Read Down	Read Down
0	WASHINGTON, DC (WAS) - Union Station   			5:00A	8:00A	9:30A	10:30A	1:00P	2:00P	2:50P	5:30P
30	Baltimore, MD (BWI) - BWI Thurgood Marshall Airport 			5:21A	8:22A					3:11P	
41	Baltimore, MD (BAL) - Penn Station  LRT			5:34A	8:37A	10:01A	11:01A	1:30P	2:30P	3:24P	6:02P
110	Wilmington, DE (WIL) 			6:16A	9:21A	10:44A	11:44A	2:11P	3:12P		6:45P
135	PHILADELPHIA, PA (PHL) - 30th St. Station 			6:37A	9:44A	11:05A	12:04P	2:32P	3:33P	4:31P	7:05P
202	Metropark, NJ (MET) 					11:51A					7:48P
216	Newark, NJ (NWK) - Penn Station 			7:31A	D 10:39A	12:06P	1:02P	3:29P	4:28P	5:29P	8:03P
226	NEW YORK, NY (NYP) - Moynihan Train Hall at Penn Station   	Dp 5:27A	7:03A	7:48A 7:57A	11:01A	12:24P 12:34P	1:20P	3:46P 3:59P	4:48P 5:00P	5:48P 6:05P	8:23P
262	Stamford, CT (STM)  	6:14A	7:51A	8:47A		1:17P			5:50P	6:50P	
301	NEW HAVEN, CT (NHV) - Union Station   	7:13A	8:42A			2:11P		5:36P	6:40P	7:44P	
414	Providence, RI (PVD) 	8:41A	10:05A	10:57A		3:30P		7:02P	8:02P	9:10P	
446	Route 128, MA (RTE) 	D 9:09A	D 10:39A	D 11:24A		D 3:59P		D 7:30P	D 8:32P	D 9:39P	
456	Boston, MA (BBY) - Back Bay Station 	D 9:24A	D 10:54A	D 11:33A		D 4:10P		D 7:41P	D 8:44P	D 9:51P	
457	BOSTON, MA (BOS) - South Station 	Ar 9:32A	11:01A	11:44A		4:22P		7:48P	8:49P	9:58P	

-  Platform and train are accessible to people in wheelchairs — some station services may not be accessible.
-  Platform and train are **not accessible** to people in wheelchairs.
-  Checked baggage service available
- D** Stops only to discharge passengers (may leave before time shown)
- R** Stops only to receive passengers

Connecting trains provided by:       Virginia Railway Express LRT        Long Island Rail Road  Metro-North Railroad  CT rail Shore Line East  CT rail Hartford Line 






















This timetable is not an official Amtrak product. **This timetable is provided AS IS. No warranties are provided and all warranties are disclaimed.**
 It was produced as a public service by Christopher Jenkins <https://juckins.net> for [Rail Passengers Association](#), based on GTFS data released to the public by [Amtrak](#), and on other data sources.




Timetable generated on **2026-01-06** by timetable_kit (https://github.com/neroden/timetable_kit).
 Material from timetable_kit in this timetable is subject to the Creative Commons [CC-BY-4.0](#) license.

Timetable_kit was written by Nathanael Nerode.
If you appreciate this timetable, please wear an N95 or P100 mask on the train.
Nathanael's family is immunocompromised and can't take the train unless you wear masks.

AMTRAK'S ACELA: WEEKDAY NORTHBOUND PAGE 2/2

According to the [GTFS data](#), this was intended to be valid from 2026-01-09 through 2026-01-15.
Always check [Amtrak.com](#) for precise times for your exact date of travel.
 Timetables may change for holidays, special events, construction projects, and other reasons.

Mile	Station	Train # 2124	Train # 2124	Train # 2126
		Mo-Th	Fr	Mo-Fr
		Read Down	Read Down	Read Down
0	WASHINGTON, DC (WAS) - Union Station   	Dp 6:30P	6:30P	7:05P
30	Baltimore, MD (BWI) - BWI Thurgood Marshall Airport 			
41	Baltimore, MD (BAL) - Penn Station  LRT	7:02P	7:02P	7:39P
110	Wilmington, DE (WIL) 	7:45P	7:45P	8:21P
135	PHILADELPHIA, PA (PHL) - 30th St. Station 	8:04P	8:04P	8:41P
202	Metropark, NJ (MET) 	8:47P	8:47P	
216	Newark, NJ (NWK) - Penn Station 	9:01P	9:01P	D 9:37P
226	NEW YORK, NY (NYP) - Moynihan Train Hall at Penn Station   	Ar 9:20P	9:20P	9:55P
262	Stamford, CT (STM)  			
301	NEW HAVEN, CT (NHV) - Union Station   			
414	Providence, RI (PVD) 			
446	Route 128, MA (RTE) 			
456	Boston, MA (BBY) - Back Bay Station 			
457	BOSTON, MA (BOS) - South Station 			

-  Platform and train are accessible to people in wheelchairs — some station services may not be accessible.
-  Platform and train are **not accessible** to people in wheelchairs.
-  Checked baggage service available
- D** Stops only to discharge passengers (may leave before time shown)
- R** Stops only to receive passengers

Connecting trains provided by:       Virginia Railway Express  Baltimore LRT        Long Island Rail Road  Metro-North Railroad  CT rail Shore Line East  CT rail Hartford Line 

This timetable is not an official Amtrak product. **This timetable is provided AS IS. No warranties are provided and all warranties are disclaimed.**
 It was produced as a public service by Christopher Juckins <https://juckins.net> for [Rail Passengers Association](#), based on GTFS data released to the public by Amtrak, and on other data sources.

Timetable generated on 2026-01-06 by timetable_kit (https://github.com/neroden/timetable_kit).
 Material from timetable_kit in this timetable is subject to the Creative Commons [CC-BY-4.0](#) license.

Timetable_kit was written by Nathanael Nerode.
If you appreciate this timetable, please wear an N95 or P100 mask on the train.
Nathanael's family is immunocompromised and can't take the train unless you wear masks.

AMTRAK'S ACELA: SATURDAY SOUTHBOUND PAGE 1/1

According to the [GTFS data](#), this was intended to be valid from **2026-01-11** through **2026-01-17**.
Always check [Amtrak.com](#) for precise times for your exact date of travel.
 Timetables may change for holidays, special events, construction projects, and other reasons.

Mile	Station	Train # 2201	Train # 2203	Train # 2205	Train # 2249	Train # 2271	Train # 2255	Train # 2259
		Sa	Sa	SaSu	Sa	Sa	SaSu	Sa
		Read Down	Read Down	Read Down	Read Down	Read Down	Read Down	Read Down
0	BOSTON, MA (BOS) - South Station				6:05A	7:15A	1:10P	4:25P
1	Boston, MA (BBY) - Back Bay Station				6:10A	7:20A	1:14P	4:30P
11	Route 128, MA (RTE)				6:20A	7:30A	1:23P	4:39P
43	Providence, RI (PVD)				6:41A	7:52A	1:44P	5:00P
156	NEW HAVEN, CT (NHV) - Union Station				8:10A	9:31A	3:10P	6:34P
195	Stamford, CT (STM)				8:55A	10:18A	3:55P	7:19P
231	NEW YORK, NY (NYP) - Moynihan Train Hall at Penn Station 	Dp 6:55A	8:00A	9:00A	9:53A 10:03A	11:10A 11:20A	4:48P 5:00P	8:14P 8:24P
241	Newark, NJ (NWK) - Penn Station	7:09A	8:14A	9:14A	10:17A	11:34A	5:14P	8:38P
255	Metropark, NJ (MET)	7:24A	8:29A	9:29A	10:31A		5:29P	
322	PHILADELPHIA, PA (PHL) - 30th St. Station	8:10A	9:14A	10:13A	11:17A	12:35P	6:13P	9:37P
347	Wilmington, DE (WIL)	8:30A	9:33A	10:32A	11:36A	12:58P	6:33P	9:56P
416	Baltimore, MD (BAL) - Penn Station	9:17A	10:17A	11:19A	12:20P	1:46P	7:20P	10:45P
427	Baltimore, MD (BWI) - BWI Thurgood Marshall Airport	9:30A	10:30A	11:32A	12:33P		7:33P	10:58P
457	WASHINGTON, DC (WAS) - Union Station	Ar 9:54A	10:54A	11:56A	12:58P	2:19P	7:58P	11:24P

Platform and train are accessible to people in wheelchairs — some station services may not be accessible.

Platform and train are **not accessible** to people in wheelchairs.

Checked baggage service available

D Stops only to discharge passengers (may leave before time shown)

R Stops only to receive passengers

Connecting trains provided by:

This timetable is not an official Amtrak product. **This timetable is provided AS IS. No warranties are provided and all warranties are disclaimed.**

It was produced as a public service by Christopher Juckins <https://juckins.net> for [Rail Passengers Association](#), based on GTFS data released to the public by Amtrak, and on other data sources.

Timetable generated on **2026-01-06** by timetable_kit (https://github.com/neroden/timetable_kit).

Material from timetable_kit in this timetable is subject to the Creative Commons [CC-BY-4.0](#) license.























Timetable_kit was written by Nathanael Nerode.

If you appreciate this timetable, please wear an N95 or P100 mask on the train.


Nathanael's family is immunocompromised and can't take the train unless you wear masks.


AMTRAK'S ACELA: SATURDAY NORTHBOUND PAGE 1/1

According to the [GTFS data](#), this was intended to be valid from 2026-01-17 through 2026-01-17.
Always check [Amtrak.com](#) for precise times for your exact date of travel.
 Timetables may change for holidays, special events, construction projects, and other reasons.

Mile	Station	Train # 2248	Train # 2250	Train # 2252	Train # 2214	Train # 2216	Train # 2218
		Sa	Sa	SaSu	Sa	Sa	Sa
		Read Down	Read Down	Read Down	Read Down	Read Down	Read Down
0	WASHINGTON, DC (WAS) - Union Station   	Dp 7:50A	8:40A	11:00A	12:00P	2:00P	3:00P
30	Baltimore, MD (BWI) - BWI Thurgood Marshall Airport 	8:11A	9:01A	11:21A	12:21P	2:21P	3:21P
41	Baltimore, MD (BAL) - Penn Station  	8:25A	9:14A	11:34A	12:34P	2:34P	3:34P
110	Wilmington, DE (WIL) 	9:11A	10:00A	12:17P	1:19P	3:19P	4:17P
135	PHILADELPHIA, PA (PHL) - 30th St. Station 	9:33A	10:23A	12:39P	1:40P	3:42P	4:38P
202	Metropark, NJ (MET) 		11:12A				5:22P
216	Newark, NJ (NWK) - Penn Station 	10:36A	11:31A	1:34P	2:36P	4:36P	5:34P
226	NEW YORK, NY (NYP) - Moynihan Train Hall at Penn Station   	Ar 10:58A Dp 11:11A	11:48A 11:58A	1:51P 2:01P	2:56P	4:54P	5:54P
262	Stamford, CT (STM)  	11:56A	12:42P	2:47P			
301	NEW HAVEN, CT (NHV) - Union Station   	12:58P		3:43P			
414	Providence, RI (PVD) 	2:29P	2:59P	5:11P			
446	Route 128, MA (RTE) 	D 2:58P	D 3:28P	D 5:39P			
456	Boston, MA (BBY) - Back Bay Station 	D 3:08P	D 3:41P	D 5:51P			
457	BOSTON, MA (BOS) - South Station 	Ar 3:15P	3:56P	5:57P			

 Platform and train are accessible to people in wheelchairs — some station services may not be accessible.

 Platform and train are **not accessible** to people in wheelchairs.

 Checked baggage service available

D Stops only to discharge passengers (may leave before time shown)

R Stops only to receive passengers

Connecting trains provided by:       Virginia Railway Express  Baltimore LRT  SEPTA  NJ Transit  PATH  NYCT
 NYC Transit (Subway)  LIRR Long Island Rail Road  MN Metro-North Railroad  SLE CT rail Shore Line East  HL CT rail Hartford Line  MBTA

This timetable is not an official Amtrak product. This timetable is provided AS IS. No warranties are provided and all warranties are disclaimed.

It was produced as a public service by Christopher Jenkins <https://juckins.net> for [Rail Passengers Association](#), based on GTFS data released to the public by Amtrak, and on other data sources.

Timetable generated on 2026-01-06 by timetable_kit (https://github.com/neroden/timetable_kit).

Material from timetable_kit in this timetable is subject to the Creative Commons [CC-BY-4.0](#) license.

Timetable_kit was written by Nathanael Nerode.

If you appreciate this timetable, please wear an N95 or P100 mask on the train.

Nathanael's family is immunocompromised and can't take the train unless you wear masks.

AMTRAK'S ACELA: SUNDAY SOUTHBOUND PAGE 1/1

According to the [GTFS data](#), this was intended to be valid from **2026-01-18** through **2026-01-18**.
Always check [Amtrak.com](#) for precise times for your exact date of travel.
 Timetables may change for holidays, special events, construction projects, and other reasons.

Mile	Station	Train # 2201	Train # 2203	Train # 2205	Train # 2249	Train # 2259	Train # 2271
		Su	Su	SaSu	Su	Su	Su
		Read Down	Read Down	Read Down	Read Down	Read Down	Read Down
0	BOSTON, MA (BOS) - South Station				6:05A	4:25P	7:15A
1	Boston, MA (BBY) - Back Bay Station				6:10A	4:30P	7:20A
11	Route 128, MA (RTE)				6:20A	4:39P	7:30A
43	Providence, RI (PVD)				6:41A	5:00P	7:52A
156	NEW HAVEN, CT (NHV) - Union Station				8:10A	6:34P	9:31A
195	Stamford, CT (STM)				8:55A	7:19P	10:18A
231	NEW YORK, NY (NYP) - Moynihan Train Hall at Penn Station 	Dp 6:55A	8:00A	9:00A	9:53A 10:03A	8:14P 8:24P	11:10A 11:20A
241	Newark, NJ (NWK) - Penn Station	7:09A	8:14A	9:14A	10:17A	8:38P	11:34A
255	Metropark, NJ (MET)	7:24A	8:29A	9:29A	10:31A		
322	PHILADELPHIA, PA (PHL) - 30th St. Station	8:10A	9:14A	10:13A	11:17A	9:37P	12:35P
347	Wilmington, DE (WIL)	8:30A	9:33A	10:32A	11:36A	9:56P	12:58P
416	Baltimore, MD (BAL) - Penn Station	9:17A	10:17A	11:19A	12:20P	10:45P	1:46P
427	Baltimore, MD (BWI) - BWI Thurgood Marshall Airport	9:30A	10:30A	11:32A	12:33P	10:58P	
457	WASHINGTON, DC (WAS) - Union Station	Ar 9:54A	10:54A	11:56A	12:58P	11:24P	2:19P

Platform and train are accessible to people in wheelchairs — some station services may not be accessible.

Platform and train are **not accessible** to people in wheelchairs.

Checked baggage service available

D Stops only to discharge passengers (may leave before time shown)

R Stops only to receive passengers

Connecting trains provided by: MBTA CT rail Shore Line East CT rail Hartford Line MN Metro-North Railroad NJ Transit NYCT NYC Transit (Subway)
 LIRR Long Island Rail Road PATH SEPTA MARC MARC Train LRT Baltimore LRT WMATA DC Streetcar Virginia Railway Express

This timetable is not an official Amtrak product. **This timetable is provided AS IS. No warranties are provided and all warranties are disclaimed.**

It was produced as a public service by Christopher Juckins <https://juckins.net> for [Rail Passengers Association](#), based on GTFS data released to the public by Amtrak, and on other data sources.

Timetable generated on **2026-01-06** by timetable_kit (https://github.com/neroden/timetable_kit).

Material from timetable_kit in this timetable is subject to the Creative Commons [CC-BY-4.0](#) license.




















Timetable_kit was written by Nathanael Nerode.

If you appreciate this timetable, please wear an N95 or P100 mask on the train.


Nathanael's family is immunocompromised and can't take the train unless you wear masks.


AMTRAK'S ACELA: SUNDAY NORTHBOUND PAGE 1/1

According to the [GTFS data](#), this was intended to be valid from 2026-01-18 through 2026-01-18.
Always check [Amtrak.com](#) for precise times for your exact date of travel.
 Timetables may change for holidays, special events, construction projects, and other reasons.

Mile	Station	Train # 2248	Train # 2250	Train # 2252	Train # 2214	Train # 2216	Train # 2218
		SaSu	Su	SaSu	Su	Su	Su
		Read Down	Read Down	Read Down	Read Down	Read Down	Read Down
0	WASHINGTON, DC (WAS) - Union Station   	Dp 7:50A	8:40A	11:00A	12:00P	2:00P	3:00P
30	Baltimore, MD (BWI) - BWI Thurgood Marshall Airport 	8:11A	9:01A	11:21A	12:21P	2:21P	3:21P
41	Baltimore, MD (BAL) - Penn Station  LRT	8:25A	9:14A	11:34A	12:34P	2:34P	3:34P
110	Wilmington, DE (WIL) 	9:11A	10:00A	12:17P	1:19P	3:19P	4:17P
135	PHILADELPHIA, PA (PHL) - 30th St. Station 	9:33A	10:23A	12:39P	1:40P	3:42P	4:38P
202	Metropark, NJ (MET) 		11:12A				5:22P
216	Newark, NJ (NWK) - Penn Station 	10:36A	11:31A	1:34P	2:36P	4:36P	5:34P
226	NEW YORK, NY (NYP) - Moynihan Train Hall at Penn Station   LIRR	Ar 10:58A Dp 11:11A	11:48A 11:58A	1:51P 2:01P	2:56P	4:54P	5:54P
262	Stamford, CT (STM)  MN	11:56A	12:42P	2:47P			
301	NEW HAVEN, CT (NHV) - Union Station    MN	12:58P		3:43P			
414	Providence, RI (PVD) 	2:29P	2:59P	5:11P			
446	Route 128, MA (RTE) 	D 2:58P	D 3:28P	D 5:39P			
456	Boston, MA (BBY) - Back Bay Station 	D 3:08P	D 3:41P	D 5:51P			
457	BOSTON, MA (BOS) - South Station 	Ar 3:15P	3:56P	5:57P			

 Platform and train are accessible to people in wheelchairs — some station services may not be accessible.

 Platform and train are **not accessible** to people in wheelchairs.

 Checked baggage service available

D Stops only to discharge passengers (may leave before time shown)

R Stops only to receive passengers

Connecting trains provided by:  MARC Train  WMATA  DC Streetcar  Virginia Railway Express LRT  Baltimore LRT  SEPTA  NJ Transit  PATH  NYCT
 NYC Transit (Subway)  LIRR Long Island Rail Road  MN Metro-North Railroad  SLE CT rail Shore Line East  HL CT rail Hartford Line  MBTA

This timetable is not an official Amtrak product. This timetable is provided AS IS. No warranties are provided and all warranties are disclaimed.

It was produced as a public service by Christopher Jenkins <https://juckins.net> for [Rail Passengers Association](#), based on GTFS data released to the public by Amtrak, and on other data sources.

Timetable generated on 2026-01-06 by timetable_kit (https://github.com/neroden/timetable_kit).

Material from timetable_kit in this timetable is subject to the Creative Commons [CC-BY-4.0](#) license.

Timetable_kit was written by Nathanael Nerode.

If you appreciate this timetable, please wear an N95 or P100 mask on the train.

Nathanael's family is immunocompromised and can't take the train unless you wear masks.