

# AMTRAK'S ACELA: WEEKDAY SOUTHBOUND PAGE 1/2

According to the [GTFS data](#), this was intended to be valid from **2025-11-30** through **2025-12-24**.  
**Always check [Amtrak.com](#) for precise times for your exact date of travel.**  
 Timetables may change for holidays, special events, construction projects, and other reasons.

| Mile | Station  | Train #<br>2103 | Train #<br>2107 | Train #<br>2151 | Train #<br>2153 | Train #<br>2155  | Train #<br>2117 | Train #<br>2159 | Train #<br>2121 | Train #<br>2163 | Train #<br>2167 |
|------|--|-----------------|-----------------|-----------------|-----------------|------------------|-----------------|-----------------|-----------------|-----------------|-----------------|
|      |  | Mo-Fr           | Mo-Fr           | Mo-Fr           | Mo-Fr           | Mo-Fr            | Mo-Fr           | Mo-Fr           | Mo-Fr           | Mo-Fr           | Mo-Fr           |
|      |  | Read Down       | Read Down       | Read Down       | Read Down       | Read Down        | Read Down       | Read Down       | Read Down       | Read Down       | Read Down       |
| 0    | <b>BOSTON, MA</b> (BOS) - South Station                                |                 |                 | 5:05A           | 5:55A           | 7:15A            |                 | 9:10A           |                 | 11:05A          | 1:05P           |
| 1    | Boston, MA (BBY) - Back Bay Station                                    |                 |                 | 5:10A           | 6:01A           | 7:20A            |                 | 9:15A           |                 | 11:11A          | 1:11P           |
| 11   | Route 128, MA (RTE)  |                 |                 | 5:19A           | 6:11A           | 7:29A            |                 | 9:25A           |                 | 11:20A          | 1:20P           |
| 43   | Providence, RI (PVD)   |                 |                 | 5:40A           | 6:34A           | 7:50A            |                 | 9:46A           |                 | 11:43A          | 1:41P           |
| 156  | <b>NEW HAVEN, CT</b> (NHV)<br>- Union Station                          |                 |                 | 7:06A           | 8:09A           | 9:14A            |                 | 11:16A          |                 | 1:13P           | 3:16P           |
| 195  | Stamford, CT (STM)   |                 |                 | 7:52A           | 8:57A           | 9:59A            |                 | 12:01P          |                 | 1:59P           | 4:01P           |
| 231  | <b>NEW YORK, NY</b> (NYP)<br>- Moynihan Train Hall at Penn Station<br> | Dp 5:30A        | 6:30A           | 8:49A<br>9:00A  | 9:48A<br>10:00A | 10:50A<br>11:00A | 12:00P          | 12:51P<br>1:02P | 2:15P           | 2:49P<br>3:00P  | 4:50P<br>5:00P  |
| 241  | Newark, NJ (NWK)<br>- Penn Station                                     | 5:45A           | 6:44A           | 9:15A           |                 | 11:15A           | 12:14P          | 1:17P           | 2:30P           | 3:15P           |                 |
| 255  | Metropark, NJ (MET)  | 5:59A           | 6:57A           |                 | 10:26A          |                  |                 |                 |                 |                 |                 |
| 322  | <b>PHILADELPHIA, PA</b> (PHL)<br>- 30th St. Station                    | 6:43A           | 7:39A           | 10:10A          | 11:12A          | 12:12P           | 1:10P           | 2:14P           | 3:27P           | 4:10P           | 6:09P           |
| 347  | Wilmington, DE (WIL)   | 7:03A           | 8:00A           | 10:29A          | 11:36A          | 12:32P           | 1:32P           | 2:33P           |                 | 4:30P           | 6:29P           |
| 416  | Baltimore, MD (BAL)<br>- Penn Station                                  | 7:49A           | 8:46A           | 11:15A          | 12:24P          | 1:19P            | 2:18P           | 3:21P           | 4:32P           | 5:15P           | 7:16P           |
| 427  | Baltimore, MD (BWI)<br>- BWI Thurgood Marshall Airport                 |                 |                 | 11:28A          |                 |                  |                 | 3:34P           |                 | 5:28P           | 7:28P           |
| 457  | <b>WASHINGTON, DC</b> (WAS)<br>- Union Station                         | Ar 8:24A        | 9:23A           | 11:51A          | 1:00P           | 1:53P            | 2:52P           | 3:58P           | 5:08P           | 5:53P           | 7:56P           |

- Platform and train are accessible to people in wheelchairs — some station services may not be accessible.
- Platform and train are **not accessible** to people in wheelchairs.
- Checked baggage service available
- D** Stops only to discharge passengers (may leave before time shown)
- R** Stops only to receive passengers

Connecting trains provided by: **MBTA** **SLE** **CT rail** **Shore Line East** **HL** **CT rail Hartford Line** **MN** **Metro-North Railroad** **NJ Transit** **NYCT** **NYC Transit (Subway)**  
**LIRR** **Long Island Rail Road** **PATH** **SEPTA** **MARC** **MARC Train** **LRT** **Baltimore LRT** **WMATA** **dc** **DC Streetcar** **Virginia Railway Express**

This timetable is not an official Amtrak product. **This timetable is provided AS IS. No warranties are provided and all warranties are disclaimed.**  
 It was produced as a public service by Christopher Juckins <https://juckins.net> for [Rail Passengers Association](#), based on GTFS data released to the public [by Amtrak](#), and on other data sources.

Timetable generated on **2025-12-01** by timetable\_kit ( [https://github.com/neroden/timetable\\_kit](https://github.com/neroden/timetable_kit) ).  
 Material from timetable\_kit in this timetable is subject to the Creative Commons [CC-BY-4.0](#) license.

**Timetable\_kit was written by Nathanael Nerode.**  
**If you appreciate this timetable, please wear an N95 or P100 mask on the train.**  
**Nathanael's family is immunocompromised and can't take the train unless you wear masks.**

# AMTRAK'S ACELA: WEEKDAY SOUTHBOUND PAGE 2/2

According to the [GTFS data](#), this was intended to be valid from **2025-11-30** through **2025-12-24**.  
**Always check [Amtrak.com](#) for precise times for your exact date of travel.**  
 Timetables may change for holidays, special events, construction projects, and other reasons.

| Mile | Station  | Train #<br>2169   | Train #<br>2173 | Train #<br>2193 |
|------|--|-------------------|-----------------|-----------------|
|      |  | Mo-Fr             | Mo-Fr           | Mo-Fr           |
|      |  | Read Down         | Read Down       | Read Down       |
| 0    | <b>BOSTON, MA</b> (BOS) - South Station                                | Dp 1:55P          | 4:12P           | 6:05P           |
| 1    | Boston, MA (BBY) - Back Bay Station                                    | 2:01P             | 4:17P           | 6:11P           |
| 11   | Route 128, MA (RTE)  | 2:10P             | 4:26P           | 6:20P           |
| 43   | Providence, RI (PVD)   | 2:33P             | 4:48P           | 6:40P           |
| 156  | <b>NEW HAVEN, CT</b> (NHV)<br>- Union Station                          | 4:06P             | 6:20P           |                 |
| 195  | Stamford, CT (STM)   | 4:54P             | 7:05P           | 8:51P           |
| 231  | <b>NEW YORK, NY</b> (NYP)<br>- Moynihan Train Hall at Penn Station<br> | Ar Dp 5:50P 6:00P | 8:01P 8:12P     | 9:43P           |
| 241  | Newark, NJ (NWK)<br>- Penn Station                                     | 6:15P             | 8:28P           |                 |
| 255  | Metropark, NJ (MET)  |                   | 8:41P           |                 |
| 322  | <b>PHILADELPHIA, PA</b> (PHL)<br>- 30th St. Station                    | 7:11P             | 9:29P           |                 |
| 347  | Wilmington, DE (WIL)   | 7:33P             | 9:56P           |                 |
| 416  | Baltimore, MD (BAL)<br>- Penn Station                                  | 8:21P             | 10:44P          |                 |
| 427  | Baltimore, MD (BWI)<br>- BWI Thurgood Marshall Airport                 | 8:34P             |                 |                 |
| 457  | <b>WASHINGTON, DC</b> (WAS)<br>- Union Station                         | Ar 9:02P          | 11:16P          |                 |

Platform and train are accessible to people in wheelchairs — some station services may not be accessible.

Platform and train are **not accessible** to people in wheelchairs.

Checked baggage service available

**D** Stops only to discharge passengers (may leave before time shown)

**R** Stops only to receive passengers

Connecting trains provided by:

This timetable is not an official Amtrak product. **This timetable is provided AS IS. No warranties are provided and all warranties are disclaimed.**

It was produced as a public service by Christopher Juckins <https://juckins.net> for [Rail Passengers Association](#), based on GTFS data released to the public [by Amtrak](#), and on other data sources.

Timetable generated on **2025-12-01** by timetable\_kit ( [https://github.com/neroden/timetable\\_kit](https://github.com/neroden/timetable_kit) ).

Material from timetable\_kit in this timetable is subject to the Creative Commons [CC-BY-4.0](#) license.























**Timetable\_kit was written by Nathanael Nerode.**




**If you appreciate this timetable, please wear an N95 or P100 mask on the train.**

**Nathanael's family is immunocompromised and can't take the train unless you wear masks.**

# AMTRAK'S ACELA: WEEKDAY NORTHBOUND PAGE 1/2

According to the [GTFS data](#), this was intended to be valid from **2025-12-01** through **2025-12-23**.  
**Always check [Amtrak.com](#) for precise times for your exact date of travel.**  
 Timetables may change for holidays, special events, construction projects, and other reasons.

| Mile | Station   | Train #<br>2190 | Train #<br>2150 | Train #<br>2152 | Train #<br>2154 | Train #<br>2104 | Train #<br>2162  | Train #<br>2108 | Train #<br>2166 | Train #<br>2168 | Train #<br>2170 |
|------|---|-----------------|-----------------|-----------------|-----------------|-----------------|------------------|-----------------|-----------------|-----------------|-----------------|
|      |   | Mo-Fr           | Mo-Fr           | Mo-Fr           | Mo-Fr           | Mo-Fr           | Mo-Fr            | Mo-Fr           | Mo-Fr           | Mo-Fr           | Mo-Fr           |
|      |   | Read Down       | Read Down       | Read Down       | Read Down       | Read Down       | Read Down        | Read Down       | Read Down       | Read Down       | Read Down       |
| 0    | WASHINGTON, DC (WAS)<br>- Union Station                        |                 | 5:00A           | 6:00A           | 6:50A           | 8:00A           | 9:30A            | 10:30A          | 1:00P           | 2:00P           | 2:50P           |
| 30   | Baltimore, MD (BWI)<br>- BWI Thurgood Marshall Airport   |                 | 5:21A           |                 | 7:11A           | 8:22A           |                  |                 |                 |                 | 3:11P           |
| 41   | Baltimore, MD (BAL)<br>- Penn Station     |                 | 5:34A           | 6:30A           | 7:24A           | 8:37A           | 10:01A           | 11:01A          | 1:30P           | 2:30P           | 3:24P           |
| 110  | Wilmington, DE (WIL)   |                 | 6:16A           | 7:11A           | 8:10A           | 9:21A           | 10:44A           | 11:44A          | 2:11P           | 3:12P           |                 |
| 135  | PHILADELPHIA, PA (PHL)<br>- 30th St. Station   |                 | 6:37A           | 7:32A           | 8:32A           | 9:44A           | 11:05A           | 12:04P          | 2:32P           | 3:33P           | 4:31P           |
| 202  | Metropark, NJ (MET)    |                 |                 |                 |                 |                 | 11:51A           |                 |                 |                 |                 |
| 216  | Newark, NJ (NWK)<br>- Penn Station   |                 | 7:31A           | 8:29A           | 9:32A           | D 10:39A        | 12:06P           | 1:02P           | 3:29P           | 4:28P           | 5:29P           |
| 226  | NEW YORK, NY (NYP)<br>- Moynihan Train Hall at Penn Station    | Dp 5:27A        | 7:48A<br>7:57A  | 8:52A<br>9:02A  | 9:51A<br>10:02A | 11:01A          | 12:24P<br>12:34P | 1:20P           | 3:46P<br>3:59P  | 4:48P<br>5:00P  | 5:48P<br>6:05P  |
| 262  | Stamford, CT (STM)    | 6:14A           | 8:47A           | 9:47A           | 10:48A          |                 | 1:17P            |                 |                 | 5:50P           | 6:50P           |
| 301  | NEW HAVEN, CT (NHV)<br>- Union Station                         | 7:13A           |                 | 10:40A          | 11:42A          |                 | 2:11P            |                 | 5:36P           | 6:40P           | 7:44P           |
| 414  | Providence, RI (PVD)   | 8:41A           | 10:57A          | 12:05P          | 1:09P           |                 | 3:30P            |                 | 7:02P           | 8:02P           | 9:10P           |
| 446  | Route 128, MA (RTE)    | D 9:09A         | D 11:24A        | D 12:30P        | D 1:35P         |                 | D 3:59P          |                 | D 7:30P         | D 8:32P         | D 9:39P         |
| 456  | Boston, MA (BBY) - Back Bay Station    | D 9:24A         | D 11:33A        | D 12:39P        | D 1:47P         |                 | D 4:10P          |                 | D 7:41P         | D 8:44P         | D 9:51P         |
| 457  | BOSTON, MA (BOS) - South Station   | Ar 9:32A        | 11:44A          | 12:45P          | 1:55P           |                 | 4:22P            |                 | 7:48P           | 8:49P           | 9:58P           |

-  Platform and train are accessible to people in wheelchairs — some station services may not be accessible.
-  Platform and train are **not accessible** to people in wheelchairs.
-  Checked baggage service available
- D** Stops only to discharge passengers (may leave before time shown)
- R** Stops only to receive passengers

Connecting trains provided by:       Virginia Railway Express  Baltimore LRT  SEPTA  NJ Transit  PATH  NYCT  
 NYC Transit (Subway)  LIRR Long Island Rail Road  MN Metro-North Railroad  SLE CT rail Shore Line East  HL CT rail Hartford Line  MBTA






















This timetable is not an official Amtrak product. **This timetable is provided AS IS. No warranties are provided and all warranties are disclaimed.**  
 It was produced as a public service by Christopher Juckins <https://juckins.net> for [Rail Passengers Association](#), based on GTFS data released to the public by [Amtrak](#), and on other data sources.

Timetable generated on **2025-12-01** by timetable\_kit ( [https://github.com/neroden/timetable\\_kit](https://github.com/neroden/timetable_kit) ).  
 Material from timetable\_kit in this timetable is subject to the Creative Commons [CC-BY-4.0](#) license.


**Timetable\_kit was written by Nathanael Nerode.**  
**If you appreciate this timetable, please wear an N95 or P100 mask on the train.**  
**Nathanael's family is immunocompromised and can't take the train unless you wear masks.**


# AMTRAK'S ACELA: WEEKDAY NORTHBOUND PAGE 2/2

According to the [GTFS data](#), this was intended to be valid from **2025-12-01** through **2025-12-23**.  
**Always check [Amtrak.com](#) for precise times for your exact date of travel.**  
 Timetables may change for holidays, special events, construction projects, and other reasons.

| Mile | Station  | Train #<br>2172   | Train #<br>2122 | Train #<br>2124 | Train #<br>2174 | Train #<br>2130 |
|------|--|-------------------|-----------------|-----------------|-----------------|-----------------|
|      |  | Mo-Fr             | Mo-Fr           | Mo-Th           | Sa              | Sa              |
|      |  | Read Down         | Read Down       | Read Down       | Read Down       | Read Down       |
| 0    | WASHINGTON, DC (WAS)<br>- Union Station                           | Dp 4:00P          | 5:30P           | 6:30P           | 6:30P           | 9:05P           |
| 30   | Baltimore, MD (BWI)<br>- BWI Thurgood Marshall Airport    |                   |                 |                 |                 |                 |
| 41   | Baltimore, MD (BAL)<br>- Penn Station  LRT  | 4:30P             | 6:02P           | 7:02P           | 7:02P           | 9:35P           |
| 110  | Wilmington, DE (WIL)    | 5:11P             | 6:45P           | 7:45P           | 7:45P           | 10:18P          |
| 135  | PHILADELPHIA, PA (PHL)<br>- 30th St. Station    | 5:32P             | 7:05P           | 8:04P           | 8:04P           | 10:39P          |
| 202  | Metropark, NJ (MET)   |                   | 7:48P           | 8:47P           | 8:47P           |                 |
| 216  | Newark, NJ (NWK)<br>- Penn Station    | 6:28P             | 8:03P           | 9:01P           | 9:02P           | 11:34P          |
| 226  | NEW YORK, NY (NYP)<br>- Moynihan Train Hall at Penn Station<br>   | Ar Dp 6:48P 7:10P | 8:23P           | 9:20P           | 9:20P 9:29P     | 11:55P          |
| 262  | Stamford, CT (STM)     | 7:56P             |                 |                 |                 |                 |
| 301  | NEW HAVEN, CT (NHV)<br>- Union Station                            | 8:49P             |                 |                 | 11:04P          |                 |
| 414  | Providence, RI (PVD)   | 10:20P            |                 |                 | 12:26A          |                 |
| 446  | Route 128, MA (RTE)   | D 10:49P          |                 |                 | D 12:53A        |                 |
| 456  | Boston, MA (BBY) - Back Bay Station   | D 10:58P          |                 |                 | D 1:04A         |                 |
| 457  | BOSTON, MA (BOS) - South Station    | Ar 11:03P         |                 |                 | 1:09A           |                 |

 Platform and train are accessible to people in wheelchairs — some station services may not be accessible.

 Platform and train are **not accessible** to people in wheelchairs.

 Checked baggage service available

**D** Stops only to discharge passengers (may leave before time shown)

**R** Stops only to receive passengers

Connecting trains provided by:       Virginia Railway Express  Baltimore LRT  SEPTA  NJ Transit  PATH   NYCT  
 NYC Transit (Subway)  LIRR Long Island Rail Road  MN Metro-North Railroad  SLE CT rail Shore Line East  HL CT rail Hartford Line  MBTA

This timetable is not an official Amtrak product. **This timetable is provided AS IS. No warranties are provided and all warranties are disclaimed.**

It was produced as a public service by Christopher Juckins <https://juckins.net> for [Rail Passengers Association](#), based on GTFS data released to the public by [Amtrak](#), and on other data sources.

Timetable generated on **2025-12-01** by timetable\_kit ( [https://github.com/neroden/timetable\\_kit](https://github.com/neroden/timetable_kit) ).

Material from timetable\_kit in this timetable is subject to the Creative Commons [CC-BY-4.0](#) license.

**Timetable\_kit was written by Nathanael Nerode.**

**If you appreciate this timetable, please wear an N95 or P100 mask on the train.**

**Nathanael's family is immunocompromised and can't take the train unless you wear masks.**

# AMTRAK'S ACELA: SATURDAY SOUTHBOUND PAGE 1/1

According to the [GTFS data](#), this was intended to be valid from **2025-12-06** through **2026-11-30**.  
**Always check [Amtrak.com](#) for precise times for your exact date of travel.**  
 Timetables may change for holidays, special events, construction projects, and other reasons.

| Mile | Station  | Train #<br>2203 | Train #<br>2205 | Train #<br>2249 | Train #<br>2251  | Train #<br>2253 | Train #<br>2255 |
|------|--|-----------------|-----------------|-----------------|------------------|-----------------|-----------------|
|      |  | Sa              | SaSu            | Sa              | Sa               | SaSu            | SaSu            |
|      |  | Read Down       | Read Down       | Read Down       | Read Down        | Read Down       | Read Down       |
| 0    | <b>BOSTON, MA</b> (BOS) - South Station                                |                 |                 | 6:05A           | 7:35A            | 11:05A          | 1:10P           |
| 1    | Boston, MA (BBY) - Back Bay Station                                    |                 |                 | 6:10A           | 7:40A            | 11:10A          | 1:14P           |
| 11   | Route 128, MA (RTE)  |                 |                 | 6:20A           | 7:50A            | 11:19A          | 1:23P           |
| 43   | Providence, RI (PVD)   |                 |                 | 6:41A           | 8:10A            | 11:40A          | 1:44P           |
| 156  | <b>NEW HAVEN, CT</b> (NHV)<br>- Union Station                          |                 |                 | 8:10A           | 9:45A            | 1:10P           | 3:10P           |
| 195  | Stamford, CT (STM)   |                 |                 | 8:55A           | 10:33A           | 1:55P           | 3:55P           |
| 231  | <b>NEW YORK, NY</b> (NYP)<br>- Moynihan Train Hall at Penn Station<br> | Dp 8:00A        | 9:00A           | 9:53A<br>10:03A | 11:35A<br>12:00P | 2:50P<br>3:01P  | 4:48P<br>5:00P  |
| 241  | Newark, NJ (NWK)<br>- Penn Station                                     | 8:14A           | 9:14A           | 10:17A          | 12:14P           | 3:15P           | 5:14P           |
| 255  | Metropark, NJ (MET)  | 8:29A           | 9:29A           | 10:31A          |                  |                 | 5:29P           |
| 322  | <b>PHILADELPHIA, PA</b> (PHL)<br>- 30th St. Station                    | 9:14A           | 10:13A          | 11:17A          | 1:10P            | 4:08P           | 6:13P           |
| 347  | Wilmington, DE (WIL)   | 9:33A           | 10:32A          | 11:36A          | 1:35P            | 4:27P           | 6:33P           |
| 416  | Baltimore, MD (BAL)<br>- Penn Station                                  | 10:17A          | 11:19A          | 12:20P          | 2:22P            | 5:14P           | 7:20P           |
| 427  | Baltimore, MD (BWI)<br>- BWI Thurgood Marshall Airport                 | 10:30A          | 11:32A          | 12:33P          | 2:35P            | 5:27P           | 7:33P           |
| 457  | <b>WASHINGTON, DC</b> (WAS)<br>- Union Station                         | Ar 10:54A       | 11:56A          | 12:58P          | 2:59P            | 5:51P           | 7:58P           |

Platform and train are accessible to people in wheelchairs — some station services may not be accessible.

Platform and train are **not accessible** to people in wheelchairs.

Checked baggage service available

**D** Stops only to discharge passengers (may leave before time shown)

**R** Stops only to receive passengers

Connecting trains provided by: MBTA CT rail Shore Line East CT rail Hartford Line MN Metro-North Railroad NJ Transit NYCT NYC Transit (Subway) LIRR Long Island Rail Road PATH SEPTA MARC MARC Train LRT Baltimore LRT WMATA DC Streetcar Virginia Railway Express

This timetable is not an official Amtrak product. **This timetable is provided AS IS. No warranties are provided and all warranties are disclaimed.**

It was produced as a public service by Christopher Juckins <https://juckins.net> for [Rail Passengers Association](#), based on GTFS data released to the public [by Amtrak](#), and on other data sources.

Timetable generated on **2025-12-01** by timetable\_kit ( [https://github.com/neroden/timetable\\_kit](https://github.com/neroden/timetable_kit) ).

Material from timetable\_kit in this timetable is subject to the Creative Commons [CC-BY-4.0](#) license.

**Timetable\_kit was written by Nathanael Nerode.**

**If you appreciate this timetable, please wear an N95 or P100 mask on the train.**

**Nathanael's family is immunocompromised and can't take the train unless you wear masks.**