

AMTRAK'S ACELA: WEEKDAY SOUTHBOUND PAGE 1/1

According to the [GTFS data](#), this was intended to be valid from **2025-08-17** through **2025-08-22**.

Always check [Amtrak.com](#) for precise times for your exact date of travel.

Timetables may change for holidays, special events, construction projects, and other reasons.

Mile	Station	Train # 2103	Train # 2107	Train # 2151	Train # 2153	Train # 2155	Train # 2159	Train # 2121	Train # 2167	Train # 2169	Train # 2173
		Mo-Fr	Mo-Fr	Mo-Fr	Mo-Fr	Mo-Fr	Mo-Fr	Mo-Fr	Mo-Fr	Mo-Fr	Mo-Fr
		Read Down	Read Down	Read Down	Read Down	Read Down	Read Down	Read Down	Read Down	Read Down	Read Down
0	BOSTON, MA (BOS) - South Station			5:05A	6:00A	7:15A	9:10A		1:05P	2:00P	4:15P
1	Boston, MA (BBY) - Back Bay Station			5:10A	6:06A	7:20A	9:15A		1:11P	2:06P	4:20P
11	Route 128, MA (RTE)			5:19A	6:16A	7:29A	9:25A		1:20P	2:15P	4:29P
43	Providence, RI (PVD)			5:40A	6:38A	7:50A	9:46A		1:41P	2:37P	4:50P
156	NEW HAVEN, CT (NHV) - Union Station			7:06A	8:09A	9:14A	11:16A		3:16P	4:06P	6:20P
195	Stamford, CT (STM)			7:52A	8:57A	9:59A	12:01P		4:01P	4:54P	7:05P
231	NEW YORK, NY (NYP) - Moynihan Train Hall at Penn Station 	Dp 5:25A	6:27A	8:50A 9:00A	9:50A 10:00A	10:50A 11:00A	12:51P 1:02P	2:15P	4:50P 5:00P	5:50P 6:00P	8:01P 8:12P
241	Newark, NJ (NWK) - Penn Station	5:40A	6:41A	9:15A		11:15A	1:17P	2:30P		6:15P	8:28P
255	Metropark, NJ (MET)	5:54A	6:54A		10:25A						8:41P
322	PHILADELPHIA, PA (PHL) - 30th St. Station	6:39A	7:39A	10:10A	11:10A	12:12P	2:14P	3:24P	6:13P	7:11P	9:28P
347	Wilmington, DE (WIL)	7:05A	8:06A	10:35A	11:34A	12:38P	2:39P		6:46P	7:38P	9:55P
416	Baltimore, MD (BAL) - Penn Station	7:49A	8:52A	11:20A	12:20P	1:24P	3:27P	4:35P	7:28P	8:24P	10:43P
427	Baltimore, MD (BWI) - BWI Thurgood Marshall Airport			11:32A			3:40P		7:41P	8:37P	
457	WASHINGTON, DC (WAS) - Union Station	Ar 8:26A	9:28A	11:55A	12:52P	1:55P	4:04P	5:13P	8:08P	9:02P	11:15P

Platform and train are accessible to people in wheelchairs — some station services may not be accessible.

Platform and train are **not accessible** to people in wheelchairs.

Checked baggage service available

D Stops only to discharge passengers (may leave before time shown)

R Stops only to receive passengers

Connecting trains provided by: MBTA SLE CT rail Shore Line East HL CT rail Hartford Line MN Metro-North Railroad NJ Transit NYCT NYC Transit (Subway) LIRR Long Island Rail Road PATH SEPTA MARC MARC Train LRT Baltimore LRT WMATA dc DC Streetcar VRE Virginia Railway Express

This timetable is not an official Amtrak product. This timetable is provided AS IS. No warranties are provided and all warranties are disclaimed.

It was produced as a public service by Christopher Juckins <https://juckins.net> for [Rail Passengers Association](#), based on GTFS data released to the public by Amtrak, and on other data sources.

Timetable generated on **2025-08-21** by timetable_kit (https://github.com/neroden/timetable_kit).

Material from timetable_kit in this timetable is subject to the Creative Commons [CC-BY-4.0](#) license.

Timetable_kit was written by Nathanael Nerode.

If you appreciate this timetable, please wear an N95 or P100 mask on the train.

Nathanael's family is immunocompromised and can't take the train unless you wear masks.

























RAIL PASSENGERS
ASSOCIATION

AMTRAK'S ACELA: WEEKDAY NORTHBOUND PAGE 1/2


According to the [GTFS data](#), this was intended to be valid from **2025-08-17** through **2025-08-22**.


Always check [Amtrak.com](#) for precise times for your exact date of travel.

Timetables may change for holidays, special events, construction projects, and other reasons.

Mile	Station	Train # 2190	Train # 2150	Train # 2152	Train # 2154	Train # 2162	Train # 2108	Train # 2168	Train # 2170	Train # 2172	Train # 2122
		Mo-Fr	Mo-Fr	Mo-Fr	Mo-Fr	Mo-Fr	Mo-Fr	Mo-Fr	Mo-Fr	Mo-Fr	Mo-Fr
		Read Down	Read Down	Read Down	Read Down	Read Down	Read Down	Read Down	Read Down	Read Down	Read Down
0	WASHINGTON, DC (WAS) - Union Station   		4:54A	5:55A	6:50A	9:25A	10:28A	1:52P	2:50P	3:55P	5:25P
30	Baltimore, MD (BWI) - BWI Thurgood Marshall Airport 		5:15A		7:11A				3:11P		
41	Baltimore, MD (BAL) - Penn Station  		5:26A 5:28A	6:24A 6:25A	7:22A 7:24A	9:54A 9:56A	10:58A 11:00A	2:21P 2:22P	3:22P 3:24P	4:24P 4:25P	5:53P 5:58P
110	Wilmington, DE (WIL) 		6:14A	7:06A	8:07A	10:39A	11:42A	3:04P		5:06P	
135	PHILADELPHIA, PA (PHL) - 30th St. Station 		6:34A	7:29A	8:29A	11:02A	12:04P	3:27P	4:31P	5:28P	7:01P
202	Metropark, NJ (MET) 					11:51A					7:47P
216	Newark, NJ (NWK) - Penn Station 		7:31A	8:30A	9:27A	12:06P	1:03P	4:25P	5:29P	6:28P	8:02P
226	NEW YORK, NY (NYP) - Moynihan Train Hall at Penn Station   	Dp 5:27A	7:48A 7:57A	8:52A 9:02A	9:50A 10:02A	12:24P 12:34P	1:21P	4:47P 5:00P	5:48P 6:05P	6:48P 7:10P	8:22P
262	Stamford, CT (STM)  	6:14A	8:47A	9:47A	10:48A	1:17P		5:50P	6:50P	7:56P	
301	NEW HAVEN, CT (NHV) - Union Station   	7:13A		10:40A	11:42A	2:11P		6:40P	7:44P	8:49P	
414	Providence, RI (PVD) 	8:41A	10:57A	12:05P	1:00P	3:30P		8:02P	9:06P	10:20P	
446	Route 128, MA (RTE) 	D 9:09A	D 11:24A	D 12:30P	D 1:28P	D 3:59P		D 8:32P	D 9:34P	D 10:49P	
456	Boston, MA (BBY) - Back Bay Station 	D 9:24A	D 11:33A	D 12:39P	D 1:39P	D 4:10P		D 8:44P	D 9:46P	D 10:58P	
457	BOSTON, MA (BOS) - South Station 	Ar 9:32A	11:44A	12:45P	1:45P	4:22P		8:49P	9:52P	11:03P	

 Platform and train are accessible to people in wheelchairs — some station services may not be accessible.

 Platform and train are **not accessible** to people in wheelchairs.

 Checked baggage service available

D Stops only to discharge passengers (may leave before time shown)

R Stops only to receive passengers

Connecting trains provided by:       Virginia Railway Express  Baltimore LRT  SEPTA  NJ Transit  PATH   NYCT
 NYC Transit (Subway)  LIRR Long Island Rail Road  MN Metro-North Railroad  SLE CT rail Shore Line East  HL CT rail Hartford Line  MBTA

This timetable is not an official Amtrak product. **This timetable is provided AS IS. No warranties are provided and all warranties are disclaimed.**

It was produced as a public service by Christopher Jenkins <https://juckins.net> for [Rail Passengers Association](#), based on GTFS data released to the public by [Amtrak](#), and on other data sources.

Timetable generated on **2025-08-21** by timetable_kit (https://github.com/neroden/timetable_kit).

Material from timetable_kit in this timetable is subject to the Creative Commons [CC-BY-4.0](#) license.

Timetable_kit was written by Nathanael Nerode.

If you appreciate this timetable, please wear an N95 or P100 mask on the train.






















Nathanael's family is immunocompromised and can't take the train unless you wear masks.




RAIL PASSENGERS
ASSOCIATION


AMTRAK'S ACELA: WEEKDAY NORTHBOUND PAGE 2/2

According to the [GTFS data](#), this was intended to be valid from **2025-08-17** through **2025-08-22**.
Always check [Amtrak.com](#) for precise times for your exact date of travel.
 Timetables may change for holidays, special events, construction projects, and other reasons.

Mile	Station	Train # 2124	Train # 2174	Train # 2130
		Mo-Th	Fr	Fr
		Read Down	Read Down	Read Down
0	WASHINGTON, DC (WAS) - Union Station   	Dp 6:25P	6:25P	9:05P
30	Baltimore, MD (BWI) - BWI Thurgood Marshall Airport 			
41	Baltimore, MD (BAL) - Penn Station  LRT	6:55P	6:55P	9:35P
110	Wilmington, DE (WIL) 	7:38P	7:38P	10:18P
135	PHILADELPHIA, PA (PHL) - 30th St. Station 	8:01P	8:01P	10:41P
202	Metropark, NJ (MET) 	8:47P	8:47P	
216	Newark, NJ (NWK) - Penn Station 	9:01P	9:02P	11:38P
226	NEW YORK, NY (NYP) - Moynihan Train Hall at Penn Station   	Ar 9:20P	9:20P 9:29P	11:59P
262	Stamford, CT (STM)  			
301	NEW HAVEN, CT (NHV) - Union Station   		11:04P	
414	Providence, RI (PVD) 		12:26A	
446	Route 128, MA (RTE) 		D 12:53A	
456	Boston, MA (BBY) - Back Bay Station 		D 1:04A	
457	BOSTON, MA (BOS) - South Station 		1:09A	

 Platform and train are accessible to people in wheelchairs — some station services may not be accessible.

 Platform and train are **not accessible** to people in wheelchairs.

 Checked baggage service available

D Stops only to discharge passengers (may leave before time shown)

R Stops only to receive passengers

Connecting trains provided by:       Virginia Railway Express  Baltimore LRT  SEPTA  NJ Transit  PATH   NYCT
 NYC Transit (Subway)  LIRR Long Island Rail Road  MN Metro-North Railroad  SLE CT rail Shore Line East  HL CT rail Hartford Line  MBTA

This timetable is not an official Amtrak product. **This timetable is provided AS IS. No warranties are provided and all warranties are disclaimed.**

It was produced as a public service by Christopher Juckins <https://juckins.net> for [Rail Passengers Association](#), based on GTFS data released to the public by Amtrak, and on other data sources.

Timetable generated on **2025-08-21** by timetable_kit (https://github.com/neroden/timetable_kit).

Material from timetable_kit in this timetable is subject to the Creative Commons [CC-BY-4.0](#) license.

Timetable_kit was written by Nathanael Nerode.

If you appreciate this timetable, please wear an N95 or P100 mask on the train.

Nathanael's family is immunocompromised and can't take the train unless you wear masks.



RAIL PASSENGERS
ASSOCIATION

AMTRAK'S ACELA: SATURDAY SOUTHBOUND PAGE 1/1

According to the [GTFS data](#), this was intended to be valid from **2025-08-23** through **2025-08-23**.
Always check [Amtrak.com](#) for precise times for your exact date of travel.
 Timetables may change for holidays, special events, construction projects, and other reasons.

Mile	Station	Train # 2203	Train # 2205	Train # 2249	Train # 2251	Train # 2253	Train # 2255
		Sa	SaSu	Sa	Sa	SaSu	SaSu
		Read Down	Read Down	Read Down	Read Down	Read Down	Read Down
0	BOSTON, MA (BOS) - South Station			6:05A	7:40A	11:05A	1:10P
1	Boston, MA (BBY) - Back Bay Station			6:10A	7:45A	11:10A	1:14P
11	Route 128, MA (RTE)			6:20A	7:55A	11:19A	1:23P
43	Providence, RI (PVD)			6:41A	8:15A	11:40A	1:44P
156	NEW HAVEN, CT (NHV) - Union Station			8:10A	9:45A	1:10P	3:10P
195	Stamford, CT (STM)			8:55A	10:33A	1:55P	3:55P
231	NEW YORK, NY (NYP) - Moynihan Train Hall at Penn Station 	Dp 7:57A	8:57A	9:53A 10:03A	11:35A 11:57A	2:50P 3:01P	4:48P 4:58P
241	Newark, NJ (NWK) - Penn Station	8:14A	9:14A	10:20A	12:14P	3:18P	5:15P
255	Metropark, NJ (MET)	8:29A	9:29A	10:34A			5:30P
322	PHILADELPHIA, PA (PHL) - 30th St. Station	9:14A	10:13A	11:18A	1:10P	4:11P	6:13P
347	Wilmington, DE (WIL)	9:33A	10:38A	11:37A	1:35P	4:37P	6:39P
416	Baltimore, MD (BAL) - Penn Station	10:17A	11:25A	12:20P	2:22P	5:23P	7:26P
427	Baltimore, MD (BWI) - BWI Thurgood Marshall Airport	10:30A	11:38A	12:33P	2:35P	5:36P	7:39P
457	WASHINGTON, DC (WAS) - Union Station	Ar 10:54A	12:00P	12:58P	2:59P	6:00P	8:04P

Platform and train are accessible to people in wheelchairs — some station services may not be accessible.

Platform and train are **not accessible** to people in wheelchairs.

Checked baggage service available

D Stops only to discharge passengers (may leave before time shown)

R Stops only to receive passengers

Connecting trains provided by: MBTA CT rail Shore Line East CT rail Hartford Line MN Metro-North Railroad NJ Transit NYCT NYC Transit (Subway)
 LIRR Long Island Rail Road PATH SEPTA MARC MARC Train LRT Baltimore LRT WMATA DC Streetcar Virginia Railway Express

This timetable is not an official Amtrak product. **This timetable is provided AS IS. No warranties are provided and all warranties are disclaimed.**

It was produced as a public service by Christopher Juckins <https://juckins.net> for [Rail Passengers Association](#), based on GTFS data released to the public by Amtrak, and on other data sources.

Timetable generated on **2025-08-21** by timetable_kit (https://github.com/neroden/timetable_kit).

Material from timetable_kit in this timetable is subject to the Creative Commons [CC-BY-4.0](#) license.























Timetable_kit was written by Nathanael Nerode.

If you appreciate this timetable, please wear an N95 or P100 mask on the train.


Nathanael's family is immunocompromised and can't take the train unless you wear masks.

AMTRAK'S ACELA: SATURDAY NORTHBOUND PAGE 1/1

According to the [GTFS data](#), this was intended to be valid from **2025-08-23** through **2025-08-24**.
Always check [Amtrak.com](#) for precise times for your exact date of travel.
 Timetables may change for holidays, special events, construction projects, and other reasons.

Mile	Station	Train # 2248	Train # 2250	Train # 2252	Train # 2254	Train # 2216	Train # 2218
		SaSu	SaSu	SaSu	SaSu	Sa	Sa
		Read Down	Read Down	Read Down	Read Down	Read Down	Read Down
0	WASHINGTON, DC (WAS) - Union Station   	Dp 7:50A	8:45A	10:55A	12:50P	1:58P	2:55P
30	Baltimore, MD (BWI) - BWI Thurgood Marshall Airport 	8:11A	9:06A	11:16A	1:11P		3:16P
41	Baltimore, MD (BAL) - Penn Station  	8:24A	9:19A	11:29A	1:24P	2:29P	3:29P
110	Wilmington, DE (WIL) 	9:11A	10:02A	12:12P	2:08P	3:14P	4:12P
135	PHILADELPHIA, PA (PHL) - 30th St. Station 	9:33A	10:25A	12:34P	2:31P	3:38P	4:35P
202	Metropark, NJ (MET) 		11:13A		3:21P		5:22P
216	Newark, NJ (NWK) - Penn Station 	10:35A	11:31A	1:34P	3:35P	4:39P	5:34P
226	NEW YORK, NY (NYP) - Moynihan Train Hall at Penn Station   	Ar 10:56A Dp 11:11A	11:48A 11:58A	1:51P 2:01P	3:53P 4:03P	4:57P	5:54P
262	Stamford, CT (STM)  	11:56A	12:42P	2:47P	4:48P		
301	NEW HAVEN, CT (NHV) - Union Station   	12:58P		3:43P	5:40P		
414	Providence, RI (PVD) 	2:23P	2:54P	5:11P	7:07P		
446	Route 128, MA (RTE) 	D 2:51P	D 3:22P	D 5:39P	D 7:36P		
456	Boston, MA (BBY) - Back Bay Station 	D 3:01P	D 3:34P	D 5:51P	D 7:46P		
457	BOSTON, MA (BOS) - South Station 	Ar 3:12P	3:50P	6:02P	7:56P		

 Platform and train are accessible to people in wheelchairs — some station services may not be accessible.

 Platform and train are **not accessible** to people in wheelchairs.

 Checked baggage service available

D Stops only to discharge passengers (may leave before time shown)

R Stops only to receive passengers

Connecting trains provided by:       Virginia Railway Express  Baltimore LRT  SEPTA  NJ Transit  PATH   NYCT
 NYC Transit (Subway)  LIRR Long Island Rail Road  MN Metro-North Railroad  SLE CT rail Shore Line East  HL CT rail Hartford Line  MBTA

This timetable is not an official Amtrak product. **This timetable is provided AS IS. No warranties are provided and all warranties are disclaimed.**

It was produced as a public service by Christopher Jenkins <https://juckins.net> for [Rail Passengers Association](#), based on GTFS data released to the public by Amtrak, and on other data sources.

Timetable generated on **2025-08-21** by timetable_kit (https://github.com/neroden/timetable_kit).

Material from timetable_kit in this timetable is subject to the Creative Commons [CC-BY-4.0](#) license.

Timetable_kit was written by Nathanael Nerode.

If you appreciate this timetable, please wear an N95 or P100 mask on the train.

Nathanael's family is immunocompromised and can't take the train unless you wear masks.

AMTRAK'S ACELA: SUNDAY SOUTHBOUND PAGE 1/1

According to the [GTFS data](#), this was intended to be valid from **2025-08-24** through **2025-08-24**.
Always check [Amtrak.com](#) for precise times for your exact date of travel.
 Timetables may change for holidays, special events, construction projects, and other reasons.

Mile	Station	Train # 2205	Train # 2271	Train # 2263	Train # 2265	Train # 2247	Train # 2253	Train # 2255	Train # 2257	Train # 2259	Train # 2275
		SaSu	Su	Su	Su	Su	SaSu	SaSu	Su	Su	Su
		Read Down	Read Down	Read Down	Read Down	Read Down	Read Down	Read Down	Read Down	Read Down	Read Down
0	BOSTON, MA (BOS) - South Station		7:15A	8:25A	9:25A	10:13A	11:05A	1:10P	2:05P	4:25P	5:25P
1	Boston, MA (BBY) - Back Bay Station		7:20A	8:30A	9:30A	10:18A	11:10A	1:14P	2:11P	4:30P	5:30P
11	Route 128, MA (RTE)		7:30A	8:39A	9:39A	10:28A	11:19A	1:23P	2:21P	4:39P	5:39P
43	Providence, RI (PVD)		7:52A	9:02A	10:00A	10:48A	11:40A	1:44P	2:42P	5:00P	6:00P
156	NEW HAVEN, CT (NHV) - Union Station		9:31A	10:27A	11:31A	12:14P	1:10P	3:10P	4:14P	6:34P	
195	Stamford, CT (STM)		10:18A	11:12A	12:16P	1:03P	1:55P	3:55P	5:02P	7:19P	
231	NEW YORK, NY (NYP) - Moynihan Train Hall at Penn Station 	Dp 8:57A	11:10A 11:20A	12:11P 12:21P	1:14P 1:34P	1:58P 2:10P	2:50P 3:01P	4:48P 4:58P	6:00P 6:10P	8:14P 8:29P	9:10P 9:20P
241	Newark, NJ (NWK) - Penn Station	9:14A	11:38A	12:39P	1:51P	2:26P	3:18P	5:15P	6:27P	8:45P	9:37P
255	Metropark, NJ (MET)	9:29A			2:05P			5:30P			
322	PHILADELPHIA, PA (PHL) - 30th St. Station	Ar 10:11A Dp 10:13A	12:37P 12:39P	1:31P 1:33P	2:47P 2:49P	3:23P 3:26P	4:09P 4:11P	6:11P 6:13P	7:21P 7:26P	9:39P 9:41P	10:30P 10:32P
347	Wilmington, DE (WIL)	10:38A	12:58P	1:52P	3:08P	3:53P	4:37P	6:39P	7:51P	10:06P	
416	Baltimore, MD (BAL) - Penn Station	11:25A	1:50P	2:38P	3:54P	4:39P	5:23P	7:26P	8:38P	10:53P	11:40P
427	Baltimore, MD (BWI) - BWI Thurgood Marshall Airport	11:38A			4:07P		5:36P	7:39P	8:51P	11:06P	
457	WASHINGTON, DC (WAS) - Union Station	Ar 12:00P	2:24P	3:12P	4:37P	5:15P	6:00P	8:04P	9:16P	11:31P	12:12A

Platform and train are accessible to people in wheelchairs — some station services may not be accessible.

Platform and train are **not accessible** to people in wheelchairs.

Checked baggage service available

D Stops only to discharge passengers (may leave before time shown)

R Stops only to receive passengers

Connecting trains provided by:

This timetable is not an official Amtrak product. This timetable is provided AS IS. No warranties are provided and all warranties are disclaimed.

It was produced as a public service by Christopher Juckins <https://juckins.net> for [Rail Passengers Association](#), based on GTFS data released to the public by Amtrak, and on other data sources.

Timetable generated on 2025-08-21 by timetable_kit (https://github.com/neroden/timetable_kit).

Material from timetable_kit in this timetable is subject to the Creative Commons [CC-BY-4.0](#) license.























Timetable_kit was written by Nathanael Nerode.

If you appreciate this timetable, please wear an N95 or P100 mask on the train.


Nathanael's family is immunocompromised and can't take the train unless you wear masks.


AMTRAK'S ACELA: SUNDAY NORTHBOUND PAGE 1/2

According to the [GTFS data](#), this was intended to be valid from **2025-08-23** through **2025-08-24**.
Always check [Amtrak.com](#) for precise times for your exact date of travel.
 Timetables may change for holidays, special events, construction projects, and other reasons.

Mile	Station	Train # 2290	Train # 2292	Train # 2248	Train # 2250	Train # 2252	Train # 2254	Train # 2262	Train # 2258	Train # 2222
		Su	Su	SaSu	SaSu	SaSu	SaSu	Su	Su	Su
		Read Down	Read Down	Read Down	Read Down	Read Down	Read Down	Read Down	Read Down	Read Down
0	WASHINGTON, DC (WAS) - Union Station   			7:50A	8:45A	10:55A	12:50P	2:55P	4:05P	4:55P
30	Baltimore, MD (BWI) - BWI Thurgood Marshall Airport 			8:11A	9:06A	11:16A	1:11P	3:16P	4:26P	5:16P
41	Baltimore, MD (BAL) - Penn Station  			8:24A	9:19A	11:29A	1:24P	3:29P	4:39P	5:32P
110	Wilmington, DE (WIL) 			9:11A	10:02A	12:12P	2:08P	4:13P	5:22P	6:15P
135	PHILADELPHIA, PA (PHL) - 30th St. Station 			9:33A	10:25A	12:34P	2:31P	4:36P	5:45P	6:37P
202	Metropark, NJ (MET) 				11:13A		3:21P			7:24P
216	Newark, NJ (NWK) - Penn Station 			10:35A	11:31A	1:34P	3:35P	5:36P	6:46P	7:38P
226	NEW YORK, NY (NYP) - Moynihan Train Hall at Penn Station   	Dp 7:40A	8:20A	10:56A 11:11A	11:48A 11:58A	1:51P 2:01P	3:53P 4:03P	5:54P 6:06P	7:05P 7:15P	7:58P
262	Stamford, CT (STM)  	8:26A		11:56A	12:42P	2:47P	4:48P	6:55P	8:00P	
301	NEW HAVEN, CT (NHV) - Union Station   		10:05A	12:58P		3:43P	5:40P	7:49P	8:54P	
414	Providence, RI (PVD) 	10:45A	11:27A	2:23P	2:54P	5:11P	7:07P	9:09P	10:16P	
446	Route 128, MA (RTE) 	D 11:11A	D 11:53A	D 2:51P	D 3:22P	D 5:39P	D 7:36P	D 9:37P	D 10:45P	
456	Boston, MA (BBY) - Back Bay Station 	D 11:21A	D 12:03P	D 3:01P	D 3:34P	D 5:51P	D 7:46P	D 9:52P	D 10:57P	
457	BOSTON, MA (BOS) - South Station 	Ar 11:31A	12:13P	3:12P	3:50P	6:02P	7:56P	10:06P	11:09P	

 Platform and train are accessible to people in wheelchairs — some station services may not be accessible.

 Platform and train are **not accessible** to people in wheelchairs.

 Checked baggage service available

D Stops only to discharge passengers (may leave before time shown)

R Stops only to receive passengers

Connecting trains provided by:       Virginia Railway Express  Baltimore LRT     NYCT
  Long Island Rail Road  Metro-North Railroad  CT rail Shore Line East  CT rail Hartford Line 

This timetable is not an official Amtrak product. **This timetable is provided AS IS. No warranties are provided and all warranties are disclaimed.**

It was produced as a public service by Christopher Juckins <https://juckins.net> for [Rail Passengers Association](#), based on GTFS data released to the public by [Amtrak](#), and on other data sources.

Timetable generated on **2025-08-21** by timetable_kit (https://github.com/neroden/timetable_kit).

Material from timetable_kit in this timetable is subject to the Creative Commons [CC-BY-4.0](#) license.

Timetable_kit was written by Nathanael Nerode.

If you appreciate this timetable, please wear an N95 or P100 mask on the train.






















Nathanael's family is immunocompromised and can't take the train unless you wear masks.






RAIL PASSENGERS
ASSOCIATION

AMTRAK'S ACELA: SUNDAY NORTHBOUND PAGE 2/2

According to the [GTFS data](#), this was intended to be valid from **2025-08-23** through **2025-08-24**.
Always check [Amtrak.com](#) for precise times for your exact date of travel.
 Timetables may change for holidays, special events, construction projects, and other reasons.

Mile	Station	Train # 2224	Train # 2226
		Su	Su
		Read Down	Read Down
0	WASHINGTON, DC (WAS) - Union Station   	Dp 5:55P	7:05P
30	Baltimore, MD (BWI) - BWI Thurgood Marshall Airport 	6:16P	
41	Baltimore, MD (BAL) - Penn Station  LRT	6:30P	7:37P
110	Wilmington, DE (WIL) 	7:12P	8:26P
135	PHILADELPHIA, PA (PHL) - 30th St. Station 	7:35P	8:49P
202	Metropark, NJ (MET) 	8:21P	
216	Newark, NJ (NWK) - Penn Station 	8:35P	9:43P
226	NEW YORK, NY (NYP) - Moynihan Train Hall at Penn Station   	Ar 8:55P	10:03P
262	Stamford, CT (STM)  		
301	NEW HAVEN, CT (NHV) - Union Station   		
414	Providence, RI (PVD) 		
446	Route 128, MA (RTE) 		
456	Boston, MA (BBY) - Back Bay Station 		
457	BOSTON, MA (BOS) - South Station 		

-  Platform and train are accessible to people in wheelchairs — some station services may not be accessible.
-  Platform and train are **not accessible** to people in wheelchairs.
-  Checked baggage service available
- D** Stops only to discharge passengers (may leave before time shown)
- R** Stops only to receive passengers

Connecting trains provided by:     Virginia Railway Express LRT Baltimore LRT  NJ Transit   NYCT
 NYC Transit (Subway)  Long Island Rail Road  Metro-North Railroad  CT rail Shore Line East  CT rail Hartford Line  MBTA

This timetable is not an official Amtrak product. **This timetable is provided AS IS. No warranties are provided and all warranties are disclaimed.**
 It was produced as a public service by Christopher Juckins <https://juckins.net> for [Rail Passengers Association](#), based on GTFS data released to the public by Amtrak, and on other data sources.

Timetable generated on **2025-08-21** by timetable_kit (https://github.com/neroden/timetable_kit).
 Material from timetable_kit in this timetable is subject to the Creative Commons [CC-BY-4.0](#) license.

Timetable_kit was written by Nathanael Nerode.
If you appreciate this timetable, please wear an N95 or P100 mask on the train.
Nathanael's family is immunocompromised and can't take the train unless you wear masks.